

In national currency					
	Euro-super 95 (I)	Gas oil automobile Automotive gas oil Dieselkraftstoff (I)	Gas oil de chauffage Heating gas oil Heizöl (II)	Fuel oil - Schweres Heizöl (III) Soufre <= 1% Sulphur <= 1% Schwefel <= 1%	Fuel oil - Schweres Heizöl (III) Soufre > 1% Sulphur > 1% Schwefel > 1%
	1000L	1000L	1000L	t	t
Bulgaria (BGN)	771.00	755.00	722.00		545.00
Czech Republic (CZK)	11,079.33	12,023.95	9,485.29	6,356.00	
Denmark (DKK)	3,597.00	3,270.00	2,852.00	1,798.00	
Estonia (EEK)	6,110.51	6,057.03	6,219.66		
Hungary (HUF)	116,650.45	123,912.38	123,912.38	73,678.85	
Latvia (LVL)	289.26	282.94	282.94		102.87
Lithuania (LTL)	1,476.57	1,437.43	1,261.45		869.42
Poland (PLN)	1,716.03	1,731.41	1,580.93	1,223.00	935.00
Romania (RON)	1,703.60	1,813.11	1,459.08	1,370.00	
Sweden (SEK)	4,352.00	4,333.00	3,784.80	3,358.02	
United Kingdom (GBP)	306.32	356.93	294.87		

En/In EURO					
	Euro-super 95 (I)	Gas oil automobile Automotive gas oil Dieselkraftstoff (I)	Gas oil de chauffage Heating gas oil Heizöl (II)	Fuel oil - Schweres Heizöl (III) Soufre <= 1% Sulphur <= 1% Schwefel <= 1%	Fuel oil - Schweres Heizöl (III) Soufre > 1% Sulphur > 1% Schwefel > 1%
	1000L	1000L	1000L	t	t
Austria	386.15	412.40	386.25	270.00	
Belgium	411.77	435.54	380.77	250.76	
Bulgaria	394.21	386.03	369.16		278.66
Cyprus	439.99	452.78	423.50	371.40	
Czech Republic	411.57	446.65	352.35	236.11	
Denmark	483.11	439.19	383.05	241.49	
Estonia	390.53	387.11	397.51		
Finland	425.16	455.33	389.22	354.96	
France	404.17	390.58	397.92	282.70	277.58
Germany	417.35	408.17	381.51	240.40	
Greece	435.81	477.06	402.77	321.63	
Hungary	410.52	436.08	436.08	259.30	
Ireland	391.20	420.55	494.83	227.87	
Italy	464.37	465.41	438.07	301.11	
Latvia	407.93	399.01	399.01		145.07
Lithuania	427.64	416.31	365.34		251.80
Luxembourg	448.43	419.86	381.52		
Malta	493.93	472.68	420.16		323.98
Netherlands	456.46	401.07	293.46	234.49	
Poland	384.07	387.51	353.83	273.72	209.27
Portugal	439.92	450.03	402.28	360.59	
Romania	408.19	434.43	349.61	328.26	
Slovakia	393.06	414.49	410.03	225.00	218.36
Slovenia	379.62	376.29	340.50	276.02	
Spain	440.25	444.71	370.56	291.73	
Sweden	410.38	408.58	356.89	316.65	
United Kingdom	347.10	404.45	334.13		
CE/EC/EG EUR 27 (IV) Moyenne pondérée Weighted average Gewichteter Durchschnitt	411.22	421.84	388.09	292.87	272.77
CE/EC/EG Euro Area 16 (€) (V) Moyenne pondérée € Weighted average € Gewichteter Durchschnitt €	430.44	426.14	389.72	292.71	315.20

Other petroleum products	In National Currency	In/En EURO
--------------------------	-------------------------	------------

Lead Substitute Petrol (1000L) (I)

Czech Republic (CZK)	10,570.08	392.65
Greece (EUR)		477.74
Netherlands (EUR)		525.37
Portugal (EUR)		492.17

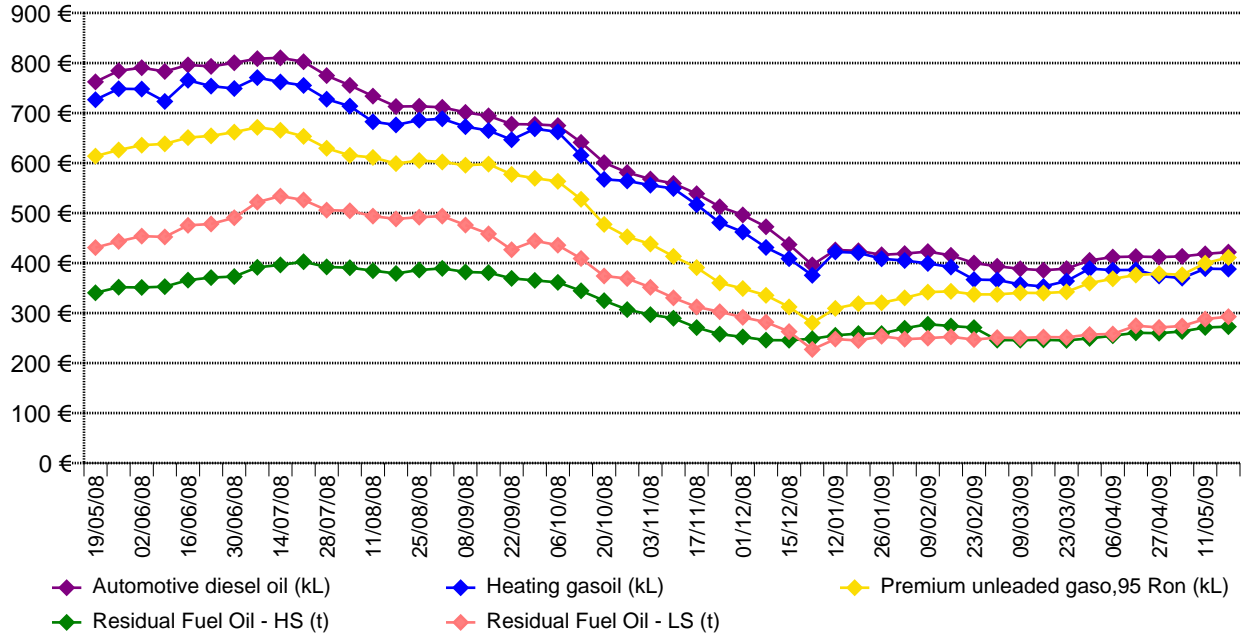
LPG - motor fuel (1000L) (I)

Belgium (EUR)		338.84
Bulgaria (BGN)	655.00	334.90
Czech Republic (CZK)	8,521.51	316.55
Estonia (EEK)	5,600.92	357.96
France (EUR)		489.93
Germany (EUR)		396.57
Hungary (HUF)	96,389.44	339.22
Italy (EUR)		320.04
Latvia (LVL)	193.06	272.26
Lithuania (LTL)	757.69	219.44
Luxembourg (EUR)		315.42
Netherlands (EUR)		372.72
Poland (PLN)	908.93	203.43
Portugal (EUR)		390.35
Romania (RON)	1,224.61	293.43
Slovakia (EUR)		357.98
Slovenia (EUR)		342.78
Spain (EUR)		355.12

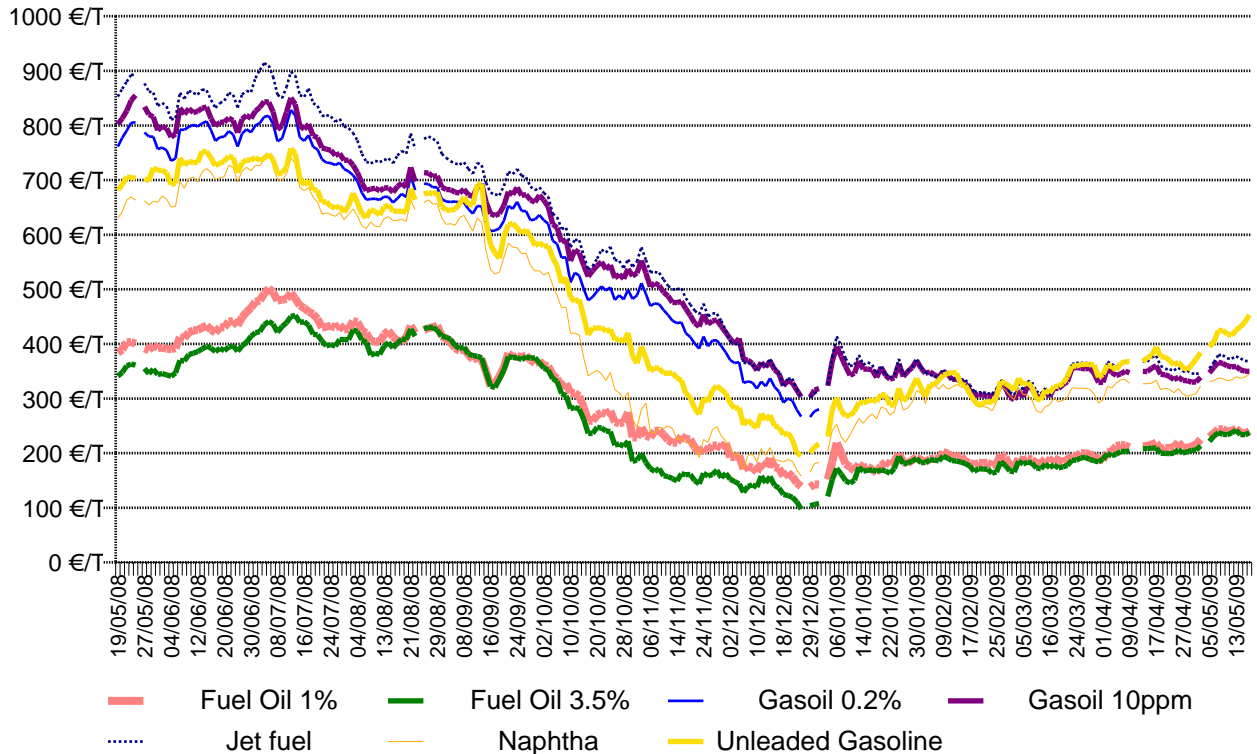
Standard Grade Burning Oil UK (1000L) (II)

United Kingdom (GBP)	316.39	358.52
----------------------	--------	--------

PRIX A LA CONSOMMATION DES PRODUITS PETROLIERS (hors droits et taxes) - MOYENNE PONDEREE - EUR 27
 CONSUMER PRICES OF PETROLEUM PRODUCTS (Net of duties and taxes) - WEIGHTED AVERAGE - EUR 27
 VERBRAUCHERPREISE FÜR MINERALÖLERZEUGNISSE (ohne Steuern und Abgaben) - GEWICHTETER DURCHSCHNITT - EUR 27



PRIX SPOT DES PRODUITS PETROLIERS (Platts) - COTATIONS DE ROTTERDAM FOB
 SPOT OIL PRODUCTS PRICES (Platts) - ROTTERDAM QUOTATIONS-BARGES FOB
 SPOT-PREISE MINERALÖLERZEUGNISSE (Platts) - ROTTERDAM NOTIERUNGEN FOB




Euro exchange rate		
Bulgaria	BGN	1.95580
Czech Republic	CZK	26.92000
Denmark	DKK	7.44550
Estonia	EEK	15.64660
Hungary	HUF	284.15000
Latvia	LVL	0.70910
Lithuania	LTL	3.45280
Poland	PLN	4.46800
Romania	RON	4.17350
Sweden	SEK	10.60490
United Kingdom	GBP	0.88250

- (I) Pump prices
- (II) Delivered consumer prices for deliveries of 2 000 to 5 000 litres (for offtakes of less than 2 000 litres the industrial sector may be taken into consideration)
- (III) Delivered consumer prices for offtakes of less than 2 000 tonnes per month or less than 24 000 tonnes per year (for Ireland, deliveries of 500 to 1 000 tonnes per month)

The prices inclusive of duties and taxes are VAT excluded

- (IV) Average resulting from the weighting of the quantities consumed during the year 2007 (EUR 27/EUR 25)
- (V) Average resulting from the weighting of the quantities consumed during the year 2007 (EUROLAND)

	EUROPEAN COMMISSION Directorate General Energy and Transport	Prix en vigueur au Prices in force on Preise geltend am
	Prix à la consommation des produits pétroliers hors droits et taxes Consumer prices of petroleum products net of duties and taxes Verbraucherpreise für Mineralölserzeugnisse ohne Abgaben und Steuern	18/05/2009

The prices communicated by the Member States are the prices most frequently charged, based on a weighted average.

Comparisons between prices and price trends in different countries shall be carefully made. They are of limited validity because of differences in product quality, in marketing practices, in market structures, and to the extent that standard categories are representative of the total sales of a given product.

Information concerning subscriptions to the Oil bulletin : e-mail : tren-oil-bulletin@ec.europa.eu

Disclaimer

This oil bulletin prepared by the European Commission aims at enhancing public access to information about petroleum product prices within the Members States of the European Union. Our goal is to keep this information timely and accurate. If errors are brought to our attention, we will try to correct them.

However the Commission accepts no responsibility or liability whatsoever with regard to the information on this publication.

Copyright notice

Reproduction is authorised provided the source is acknowledged.

© European Communities, 2009