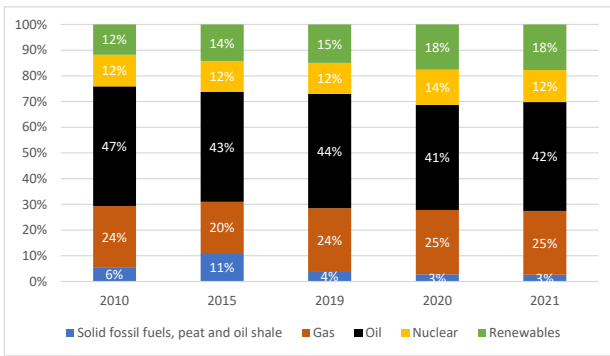


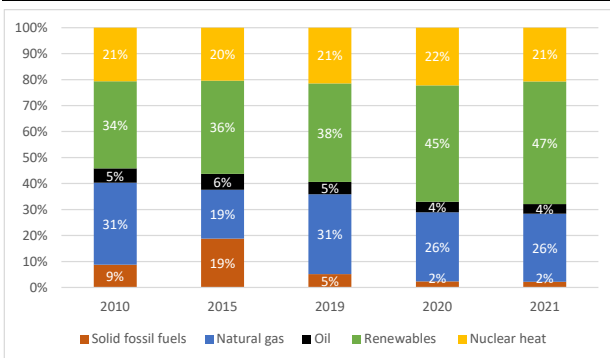
Key energy figures

Graph 1: Energy mix



Source: Eurostat

Graph 2: Electricity mix



Source: Eurostat

Saving energy

1. Key energy savings measures

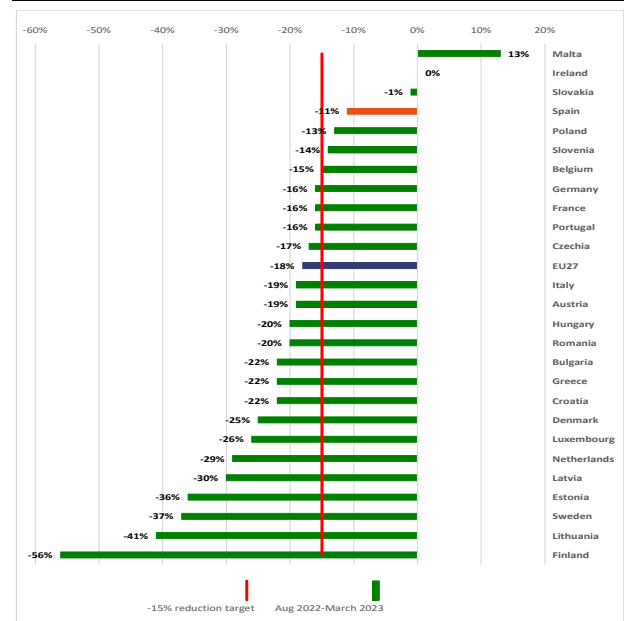
- Spain adopted the 'Plan Más Seguridad Energética (+SE)' that includes 73 energy security measures covering six areas, with the first one being savings and energy efficiency.
- This comes on top of existing measures adopted such as the energy efficiency inspection campaign.

2. Gas Demand Reduction

Spain has reduced its gas consumption by **11%** in the period **August 2022-March 2023**. Spain is granted a derogation by which it can limit their

target by 7 percentage points, so they are meeting their voluntary target ⁽¹⁾.

Graph 3: Natural gas demand reduction (August 2022-March 2023)



(1) Cyprus does not use natural gas

Source: Eurostat, DG ENER calculations

Diversification of energy supplies

1. Key actions

Import dependency from Russian LNG gas was **9%** in 2021. 12.1% of Spain's gas imports (equalling 4.3 bcm) came from Russia in 2022 supplied via LNG.

Between January and March 2023, Spain imported 1.5 bcm of Russian gas via LNG. ⁽²⁾.

Algeria, the main supplier, stopped providing gas to the Iberian Peninsula via the Gazoduc Maghreb-Europe (GME) pipeline in November 2021, while increasing export capacity of the Medgaz pipeline up to 11 bcm from the previous 8 bcm. However, given Spain's diversified gas supplies, the decrease of supplies via the GME pipeline did not pose significant risks.

⁽¹⁾ Regulation (EU) 2022/1369 of the Council of 5 August 2022.

⁽²⁾ European Commission (based on Refinitiv and ENTSO-G).

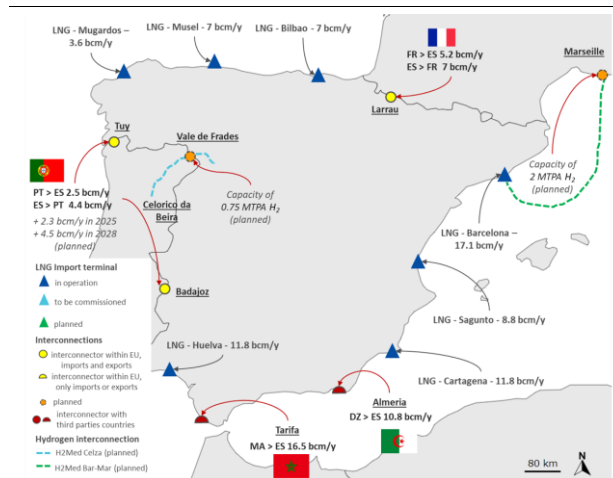
Since **January 2023**, Algeria regained its place as Spain's main supplier of natural gas, providing a quarter of monthly demand.

1. Gas Infrastructure Developments

Spain has the largest fleet of liquefied natural gas (LNG) terminals in the EU, with seven in total [six currently operating]. As a result, Spain was the EU's second biggest LNG importer in 2022, importing 32.6 bcm.

In October 2022, the Portuguese, Spanish and French heads of state and governments issued a joint statement proposing a **Green Energy Corridor (H2Med)**, with a focus on a **dedicated hydrogen project for inclusion in the next PCI list, but also electricity**. It would connect Portugal and Spain, namely connecting Celourico da Beira and Zamora (CelZa), and a maritime pipeline connecting Barcelona with Marseille (BarMar).

Map 1: LNG terminals and cross-border interconnections



Source: DG ENER

2. Gas Storage

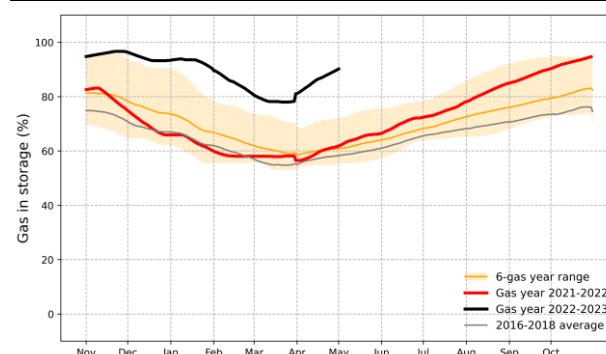
Spain operates four underground storage facilities ⁽³⁾ with a total capacity of about 3.4 bcm, representing 10% of its total yearly demand.

Spain fulfilled its gas storage obligations last winter, reaching 94.8% by 1 November 2022 (well

⁽³⁾ Spain has four underground storage facilities: Gaviota (offshore), Serrablo, Yela (these are managed by Enagas), and Marismas (managed by Naturgy Almacenamientos Andaluca).

above the EU legal obligation of 80%⁽⁴⁾), and ended the heating season with a filling gas storage at 90.17% by 2 May 2023.

Graph 4: Storage levels in Spain



Source: JRC calculation based on AGSI+ Transparency Platform, 2022

Energy Platform

Regional Group of reference: South West Europe

National companies participating to the Industrial Advisory Group: MIBGAS, NATURGY ENERGY GROUP, Repsol

On Wednesday, May 10, the European Union launched its first international tender for joint gas purchases. A total of 25 international suppliers and more than 110 companies have decided to participate and intend to purchase 11.6 billion cubic meters of gas. Deliveries are expected to take place between June 2023 and May 2024.

Accelerating clean energy

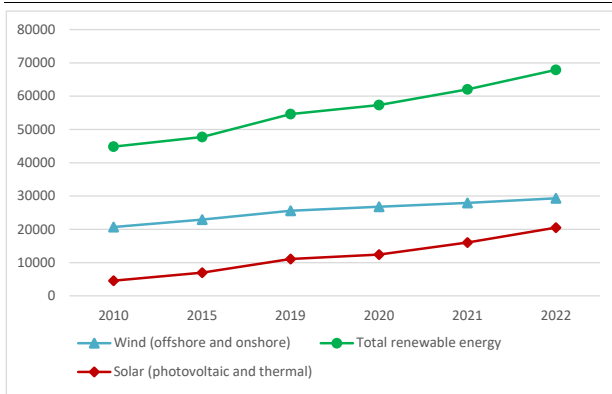
1. Installed Renewable Capacity

In **2022**, Spain installed around 5,898 GW of renewable capacity, bringing the total to 67,909 **GW**. In **2022**, the annual growth rate of installed

⁽⁴⁾ Regulation (EU) 2022/1032 of the European Parliament and of the Council of 29 June 2022 amending Regulations (EU) 2017/1938 and (EC) No 715/2009 with regard to gas storage.

renewables power capacity rose to **10%**, compared to 8% in 2021.

Graph 5: **Installed solar and wind power capacity (in megawatt)**



- (1) The renewable power capacity data reflects the capacity installed and connected at the end of the calendar year.
- (2) In 2022, Spain installed 1.4 GW of **wind power** capacity (vs. 1.1 GW in 2021)
- (3) In 2022, Spain installed 4.5 GW of **solar power** capacity (vs. 3.6 GW in 2021).

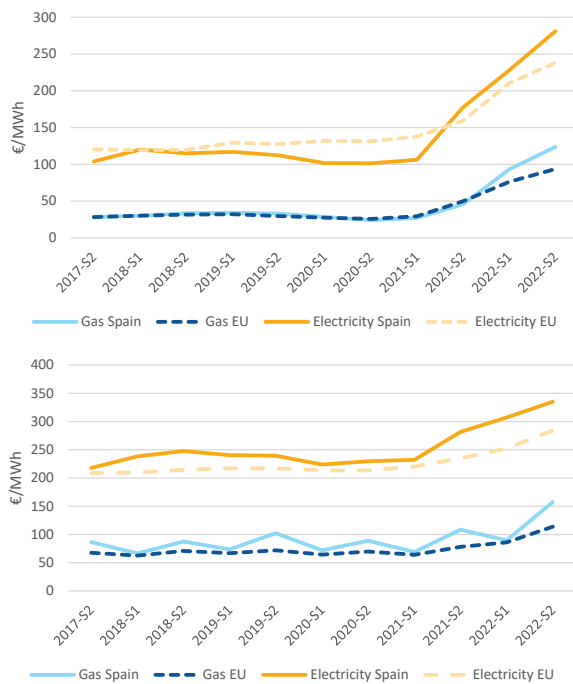
Source: IRENA, RE Capacity statistics, 2023

Recovery and Resilience Plan (RRP)

- **EUR 77.23 billion in grants** (updated, representing approximately 5.8% of 2021 GDP). **EUR 85 billion in loans**
- **Adoption date by Council: 13 July 2021**
- **Latest payment request – status:** Commission Implementing Decision for 3rd payment request adopted on 23 March 2023 and payment disbursed on 31 March 2023.
- The **first annual RRF event with stakeholders** took place on 21 September 2022.
- **Climate target: 39.7%**

Energy price developments

Graph 6: **Spain's energy retail prices for industry (top) and households (bottom)**



- (1) On electricity, the band consumption is for DC households and ID for industry
- (2) On gas, the band consumption is D2 for households and I4 for industry

Source: Eurostat