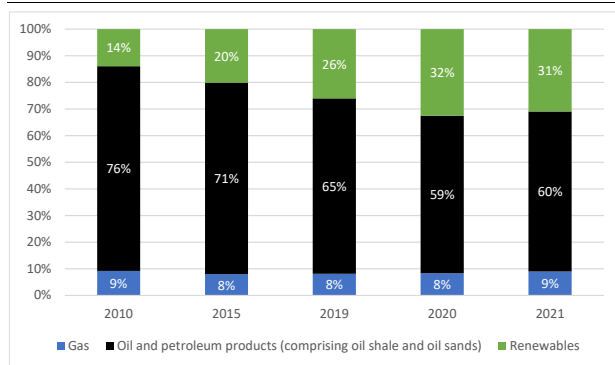


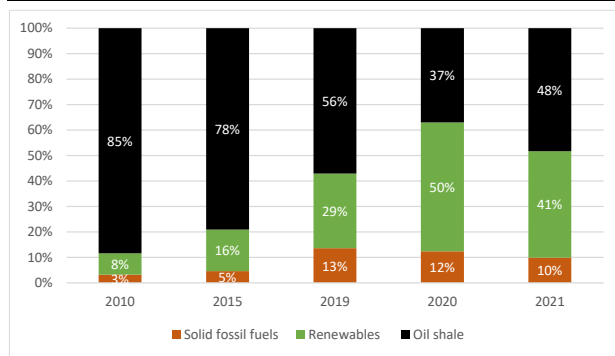
Key energy figures

Graph 1: Energy mix



Source: Eurostat

Graph 2: Electricity mix



Source: Eurostat

Saving energy

1. Key energy savings measures

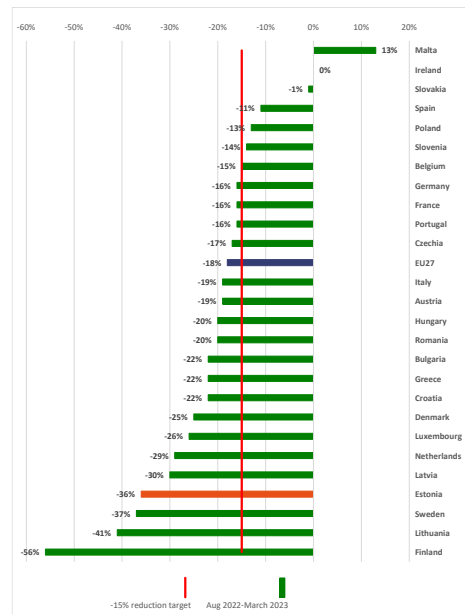
In line with the **Save Energy Communication**, Estonia supports energy saving and energy efficiency measures, such as:

- Improving **monitoring of energy consumption**. As an immediate response to the energy crisis, energy providers were requested to facilitate consumption monitoring by the consumers and comparison of available solutions.
- Facilitating **access to information and data collection** on energy efficiency and energy-efficient renovations.
- Promoting **energy efficient renovations**.
- Supporting enterprises in deploying **resource efficient green technologies, such as** connecting to efficient district heating systems.

2. Gas Demand Reduction

Estonia has reduced its gas consumption by **36%** in the period **August 2022-March 2023**, above the decrease of EU consumption (18%) and surpassing the 15% voluntary gas demand reduction agreed at the EU level ⁽¹⁾.

Graph 3: Natural gas demand reduction (August 2022-March 2023)



(1) Cyprus does not use natural gas

Source: Eurostat, DG ENER calculations

Diversification of energy supplies

1. Key actions

In 2021, Estonia's **import dependency** on Russian gas was 11% (equalling 0.1 bcm), from 46% in 2020 (0.2 bcm).

Estonia has acted to reduce the curtailment risks after it stopped buying Russian gas since September 2022.

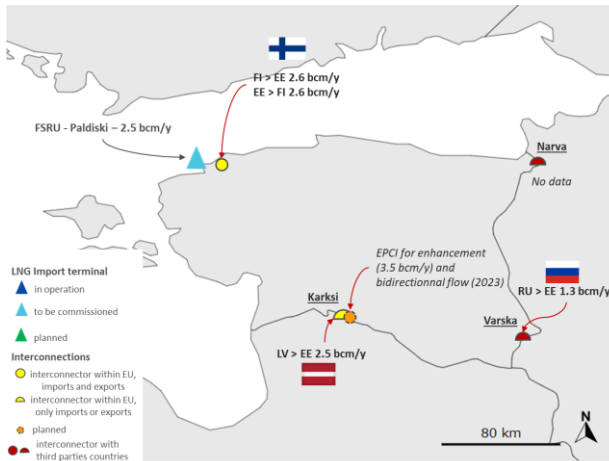
2. Gas Infrastructure Developments

Estonia has acted to reduce the curtailment risks after it stopped buying Russian gas, notably by

⁽¹⁾ Regulation (EU) 2022/1369 of the Council of 5 August 2022.

cooperating with Finland and securing access to the new Finnish Inkoo LNG terminal, which went online in early January 2023.

Map 1: **LNG terminals and cross-border interconnections**



Source: DG ENER

3. Gas Storage

Estonia does not operate any gas storage facility but has access to the Latvian Incukalna one.

Energy Platform

Regional Group of reference: Baltics and Finland

National companies participating to the Industrial Advisory Group: None

On Wednesday, May 10, the European Union launched its first international tender for joint gas purchases. A total of 25 international suppliers and more than 110 companies have decided to participate and intend to purchase 11.6 billion cubic meters of gas. Deliveries are expected to take place between June 2023 and May 2024.

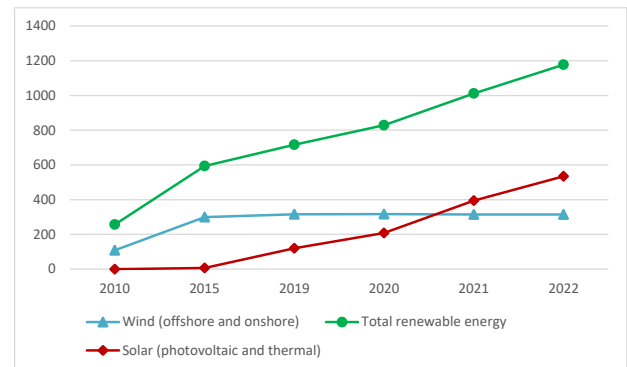
Accelerating clean energy

1. Installed Renewable Capacity

In **2022**, Estonia installed around 0.1 GW of renewable capacity, bringing the total to **1.1 GW**.

In **2022**, the annual growth rate of installed renewables power capacity was **16%**, compared to 22% in 2021.

Graph 4: **Installed solar and wind power capacity (in megawatt)**

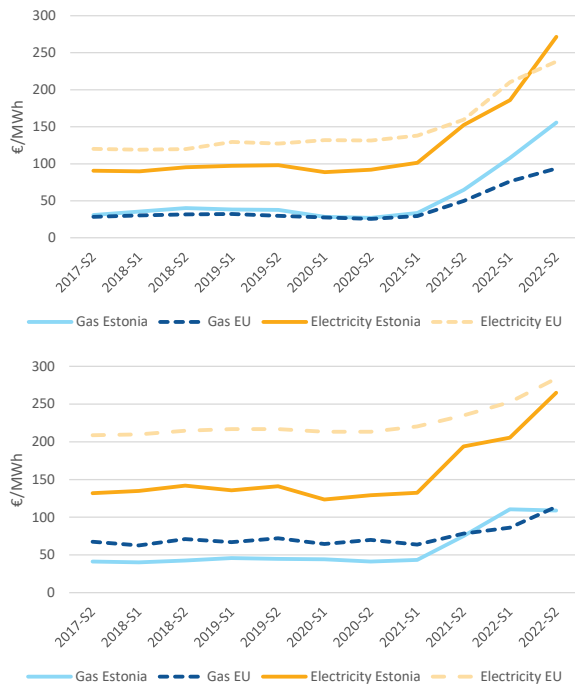


- (1) The renewable power capacity data reflects the capacity installed and connected at the end of the calendar year.
- (2) In 2022, Estonia installed **0 GW** of **wind power** capacity (vs. 0 GW in 2021)
- (3) In 2022, Estonia installed **0.14 GW** of **solar power** capacity (vs. 0.19 GW in 2021)

Source: IRENA, RE Capacity statistics, 2023

Energy price developments

Graph 5: **Estonia's energy retail prices for industry (top) and households (bottom)**



(1) On electricity, the band consumption is for DC households and ID for industry
 (2) On gas, the band consumption is D2 for households and I4 for industry

Source: Eurostat

Recovery and Resilience Plan (RRP)

- **EUR 863 million in grants** (updated, representing approximately 2.7% of 2021 GDP). **EUR 1.87 billion in loans**
- **Adoption date by Council: 29 October 2021**
- Number of payment requests submitted: 0
- **Submission of a modified RRP, adding a REPowerEU Chapter: 09 March 2023**
- **The first annual RRF event with stakeholders** took place on 17-19 May 2022.
- **Climate target: 62%**