


<b>In national currency</b>					
	<b>Euro-super 95 (I)</b>	<b>Gas oil automobile Automotive gas oil Dieselkraftstoff (I)</b>	<b>Gasoil de chauffage Heating gas oil Heizöl (II)</b>	<b>Fuel oil - Schweres Heizöl (III) Soufre &lt;= 1% Sulphur &lt;= 1% Schwefel &lt;= 1%</b>	<b>Fuel oil - Schweres Heizöl (III) Soufre &gt; 1% Sulphur &gt; 1% Schwefel &gt; 1%</b>
	<b>1000L</b>	<b>1000L</b>	<b>1000L</b>	<b>t</b>	<b>t</b>
Bulgaria (BGN)	1,866.00	1,692.00	1,632.00		682.00
Czech Republic (CZK)	29,199.00	27,233.00	14,944.00	7,220.00	
Denmark (DKK)	9,710.00	7,760.00	7,108.00	4,853.00	
Estonia (EEK)	15,315.00	14,462.00	9,300.00		
Hungary (HUF)	305,165.34	287,332.72	287,332.72	89,291.46	
Latvia (LVL)	735.00	665.00	400.01		113.87
Lithuania (LTL)	3,618.82	3,186.44	1,663.00		1,009.41
Poland (PLN)	4,601.00	3,874.00	2,427.00	1,559.00	1,289.00
Romania (RON)	3,700.00	3,550.00	3,200.00	1,535.00	
Sweden (SEK)	12,340.00	11,240.00	10,085.00	7,895.00	
United Kingdom (GBP)	1,035.67	1,051.08	444.36		

En/In EURO					
	<b>Euro-super 95 (I)</b>	<b>Gas oil automobile Automotive gas oil Dieselkraftstoff (I)</b>	<b>Gasoil de chauffage Heating gas oil Heizöl (II)</b>	<b>Fuel oil - Schweres Heizöl (III) Soufre &lt;= 1% Sulphur &lt;= 1% Schwefel &lt;= 1%</b>	<b>Fuel oil - Schweres Heizöl (III) Soufre &gt; 1% Sulphur &gt; 1% Schwefel &gt; 1%</b>
	<b>1000L</b>	<b>1000L</b>	<b>1000L</b>	<b>t</b>	<b>t</b>
Austria	1,109.00	1,010.00	625.77	373.70	
Belgium	1,285.00	957.00	520.40	297.17	
Bulgaria	954.09	865.12	834.44		348.71
Cyprus	939.56	841.69	652.17	405.82	
Czech Republic	1,125.03	1,049.28	575.79	278.18	
Denmark	1,304.04	1,042.16	954.59	651.75	
Estonia	978.81	924.29	594.38		
Finland	1,347.43	1,008.48	628.53	504.75	
France	1,251.50	1,020.80	587.50	340.02	334.25
Germany	1,304.50	1,083.50	572.46	300.80	
Greece	1,077.00	1,008.00	860.00	378.46	
Hungary	1,114.96	1,049.81	1,049.81	326.24	
Ireland	1,147.00	1,031.00	671.12	271.31	
Italy	1,279.43	1,096.17	1,049.67	358.69	
Latvia	1,054.67	954.23	573.98		163.40
Lithuania	1,048.08	922.86	481.64		292.35
Luxembourg	1,075.80	869.47	478.72		
Malta	1,210.00	960.00	610.00		419.00
Netherlands	1,359.00	997.00	764.00	307.00	
Poland	1,048.78	883.06	553.23	355.37	293.82
Portugal	1,291.00	1,031.00	705.00	426.34	
Romania	879.21	843.57	760.40	364.76	
Slovakia	1,171.00	1,134.00	589.92	276.55	269.91
Slovenia	1,107.00	1,050.00	603.00	391.52	
Spain	1,066.51	944.27	579.15	335.49	
Sweden	1,129.98	1,029.26	923.49	722.95	
United Kingdom	1,202.59	1,220.48	515.98		
<b>CE/EC/EG EUR 27 (IV) Moyenne pondérée Weighted average Gewichteter Durchschnitt</b>	<b>1,208.15</b>	<b>1,033.24</b>	<b>633.21</b>	<b>376.62</b>	<b>348.40</b>
<b>CE/EC/EG Euro Area 16 (€) (V) Moyenne pondérée € Weighted average € Gewichteter Durchschnitt €</b>	<b>1,241.84</b>	<b>1,024.39</b>	<b>624.30</b>	<b>352.67</b>	<b>403.53</b>

	<b>EUROPEAN COMMISSION</b> <b>Directorate General Energy and Transport</b>	Prix en vigueur au Prices in force on Preise geltend am
	Prix à la consommation des produits pétroliers droits et taxes compris Consumer prices of petroleum products inclusive of duties and taxes Verbraucherpreise für Mineralölzeugnisse einschließlich Abgaben und Steuern	06/07/2009

Other petroleum products	In National Currency	In/En EURO
--------------------------	----------------------	------------

*Lead Substitute Petrol (1000L) (I)*

Czech Republic (CZK)	28,715.00	1,106.38
Greece (EUR)		1,121.00
Netherlands (EUR)		1,429.00
Portugal (EUR)		1,373.00

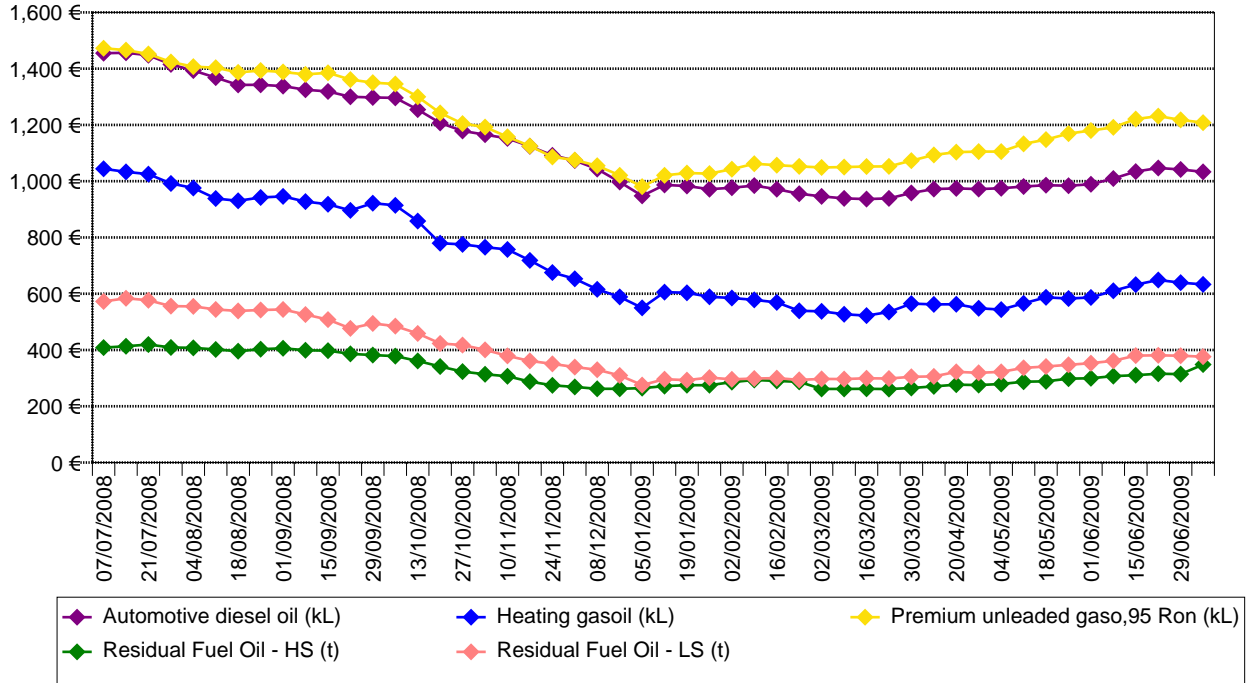
*LPG - motor fuel (1000L) (I)*

Belgium (EUR)		455.00
Bulgaria (BGN)	1,518.00	776.15
Czech Republic (CZK)	12,368.00	476.54
Estonia (EEK)	8,900.00	568.81
France (EUR)		663.60
Germany (EUR)		570.36
Hungary (HUF)	159,620.14	583.19
Italy (EUR)		542.35
Latvia (LVL)	374.00	536.66
Lithuania (LTL)	1,776.85	514.61
Luxembourg (EUR)		433.88
Netherlands (EUR)		575.00
Poland (PLN)	1,920.00	437.66
Portugal (EUR)		553.00
Romania (RON)	1,770.00	420.60
Slovakia (EUR)		453.00
Slovenia (EUR)		513.77
Spain (EUR)		491.42

*Standard Grade Burning Oil UK (1000L) (II)*

United Kingdom (GBP)	360.51	418.61
----------------------	--------	--------

MOYENNE PONDEREE - EUR 27  
 WEIGHTED AVERAGE - EUR 27  
 GEWICHTETER DURCHSCHNITT - EUR 27




Euro exchange rate		
Bulgaria	BGN	1.95580
Czech Republic	CZK	25.95400
Denmark	DKK	7.44610
Estonia	EEK	15.64660
Hungary	HUF	273.70000
Latvia	LVL	0.69690
Lithuania	LTL	3.45280
Poland	PLN	4.38700
Romania	RON	4.20830
Sweden	SEK	10.92050
United Kingdom	GBP	0.86120

- (I) Pump prices
- (II) Delivered consumer prices for deliveries of 2 000 to 5 000 litres (for offtakes of less than 2 000 litres the industrial sector may be taken into consideration)
- (III) Delivered consumer prices for offtakes of less than 2 000 tonnes per month or less than 24 000 tonnes per year (for Ireland, deliveries of 500 to 1 000 tonnes per month)

The prices inclusive of duties and taxes are VAT excluded

- (IV) Average resulting from the weighting of the quantities consumed during the year 2007 (EUR 27/EUR 25)
- (V) Average resulting from the weighting of the quantities consumed during the year 2007 (EUROLAND)

	<b>EUROPEAN COMMISSION</b> <b>Directorate General Energy and Transport</b>	Prix en vigueur au Prices in force on Preise geltend am
	Prix à la consommation des produits pétroliers droits et taxes compris Consumer prices of petroleum products inclusive of duties and taxes Verbraucherpreise für Mineralölerzeugnisse einschließlich Abgaben und Steuern	06/07/2009

The prices communicated by the Member States are the prices most frequently charged, based on a weighted average.

Comparisons between prices and price trends in different countries shall be carefully made. They are of limited validity because of differences in product quality, in marketing practices, in market structures, and to the extent that standard categories are representative of the total sales of a given product.

Information concerning subscriptions to the Oil bulletin : e-mail : [tren-oil-bulletin@ec.europa.eu](mailto:tren-oil-bulletin@ec.europa.eu)

#### Disclaimer

This oil bulletin prepared by the European Commission aims at enhancing public access to information about petroleum product prices within the Members States of the European Union. Our goal is to keep this information timely and accurate. If errors are brought to our attention, we will try to correct them.

However the Commission accepts no responsibility or liability whatsoever with regard to the information on this publication.

#### Copyright notice

Reproduction is authorised provided the source is acknowledged.

© Communautés européennes, 2009