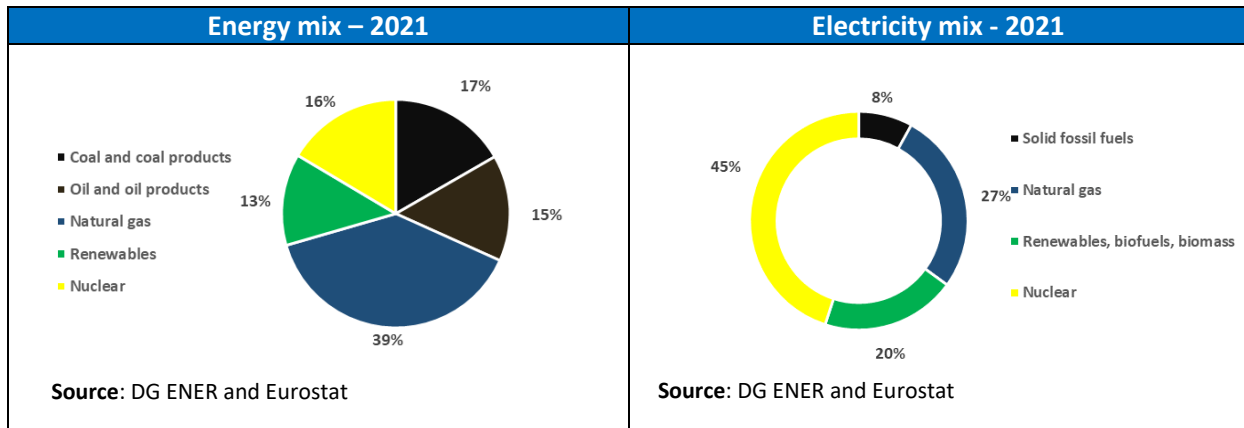


HUNGARY Energy Snapshot

1. Key energy figures^(a)



2. Energy security

Energy import dependency^(b)

Fuel	2000	2010	2019	2020
Import Dependency [%]	55.0%	56.9%	69.7%	56.6%
of Solid fossil fuels	28.1%	41.9%	45.7%	43.7%
of Hard Coal	96.4%	99.2%	98.8%	97.0%
of Oil and petroleum products	75.9%	85.3%	86.6%	87.1%
of Crude and NGL	78.5%	85.3%	84.6%	86.0%
of Natural Gas	75.4%	78.7%	115.2%	75.6%

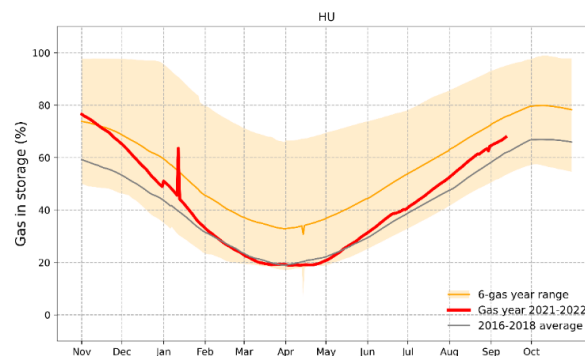
Source: [EU energy statistical pocketbook and country datasheets](#) based on Eurostat

Dependency from Russian fossil fuels (2020) ^{(c)(d)}

	Gas	Oil	Coal
EU27	44%	26%	54%
HU	95%	61%	22%

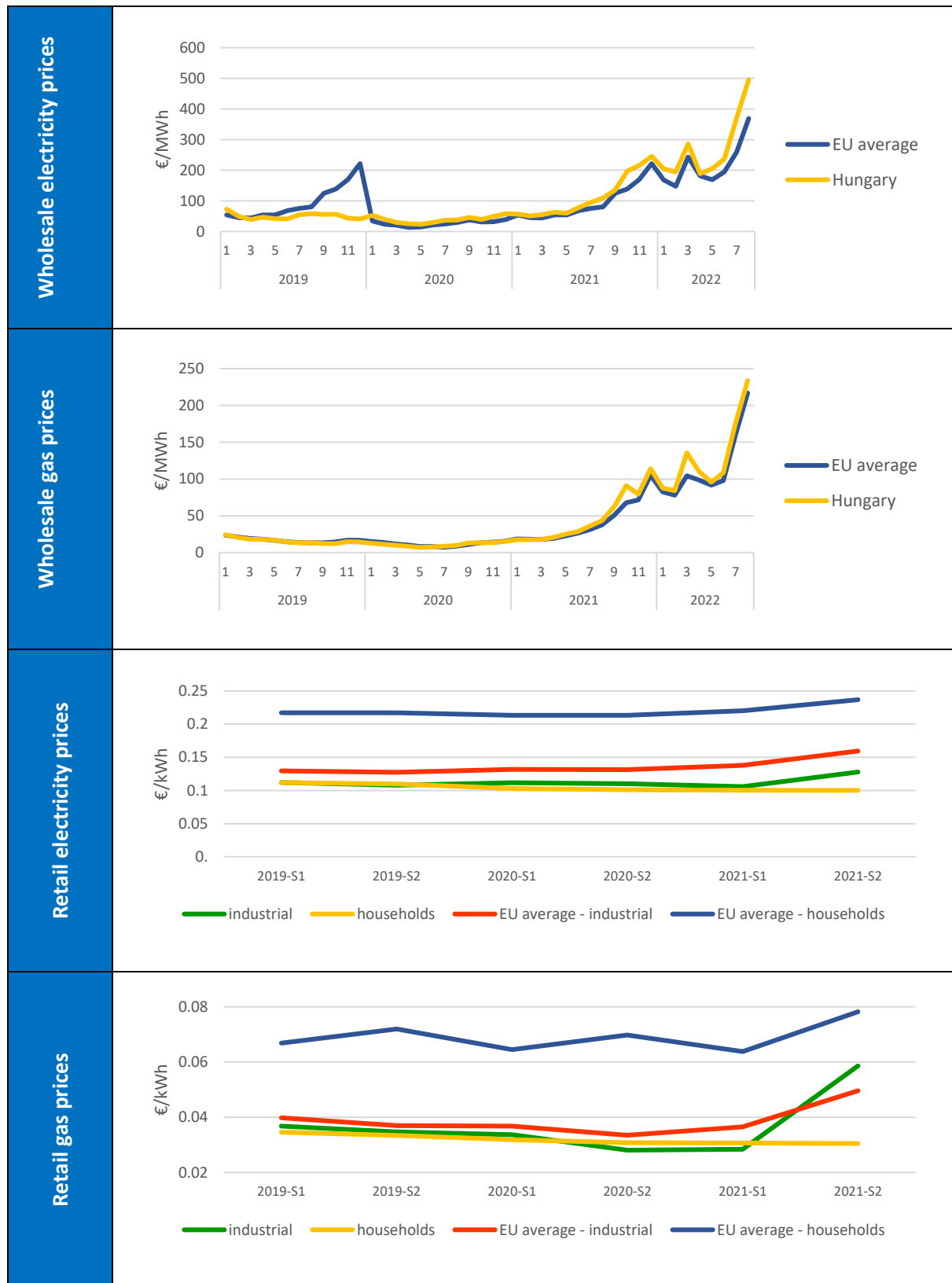
Source: Eurostat (nrg_ti_sff, nrg_ti_oil, and nrg_ti_gas)

Underground gas storage levels – evolution^(e)



Source: JRC (raw data from AGSI+ Transparency Platform)

3. Energy markets^(f)



Source: Platts analysis for wholesale electricity/gas prices, Eurostat for retail electricity/gas prices

4. Energy poverty

	Inability to keep home adequately warm (households %)	Arrears on utility bills (households %)
EU27	6.9	6.4
HU	5.4	9.7

Source: Eurostat: [Statistics](#) | [Eurostat \(europa.eu\)](#) European Union Statistics on Income and Living Conditions (EU-SILC) 2021

5. Recovery and Resilience Plan contribution to the Green Transition

Total budget¹: EUR 5.81bn in grants (on the basis of the plan submitted)

Estimated expenditure contributing to the green transition: n/a

6. Energy Country Specific Recommendation (CSR) 2022²

Reduce overall reliance on fossil fuels by accelerating the deployment of renewables, in particular by streamlining the permitting procedures and the upgrading of the electricity infrastructure. Diversify imports of fossil fuels by, inter alia, strengthening interconnection with the participation of other countries. Reduce the dependency on fossil fuels in buildings and transport by stepping up efforts on energy-efficiency measures for all, especially in residential houses and on sustainable transport, in particular through electrification.

¹ Updated allocation on the basis of Article 11(2) of the RRF Regulation

² Council of the European Union 9764/22

Notes:

(a) The data up to 2020 are Eurostat data.

The data for 2021 are DG ENER estimation based on Eurostat monthly data

https://appsso.eurostat.ec.europa.eu/nui/show.do?dataset=nrg_cb_sffm&lang=en,

https://appsso.eurostat.ec.europa.eu/nui/show.do?dataset=nrg_cb_oilm&lang=en,

https://appsso.eurostat.ec.europa.eu/nui/show.do?dataset=nrg_cb_gasm&lang=en,

https://appsso.eurostat.ec.europa.eu/nui/show.do?dataset=nrg_cb_em&lang=en

(b) Negative value indicates net exporter: country that exports more fuels than it consumes. Values higher than 100% mostly refer to the build of stocks (increase of fuel in stocks), however might be also a result of statistical discrepancies in raw data.

(c) Eurostat (2020), share of Russian imports over total imports of natural gas, crude oil and hard coal. For the EU27 average, the total imports are based on extra-EU27 imports. Crude oil does not include refined oil products. In 2020, HU's crude oil and natural gas imports from Russia amounted to 61% and 95% of total imports of crude oil and natural gas respectively. However, HU was a significant exporter of refined oil products and natural gas to neighbouring countries. Accounting for these energy exports, HU's import dependency on Russia was 17% of gross inland consumption for oil and 76% for gas. These estimates assume that domestic production and imports from third countries are used to cover domestic consumption

(d) As of 28/09/2022, 13 Member States are either partially or fully cut off from Russian gas (LT, BG, PL, DE, FI, DK, NL, IT, FR, AT, CZ, SL, LV).

(e) The graph has been created on 15/09/2022 and covers filling level data from 01 November 2021 to 13 September 2022.

(f)

Households electricity prices, **band DC**, from EUROSTAT

(link: https://ec.europa.eu/eurostat/databrowser/view/NRG_PC_204_custom_3372694/default/table)

Industrial electricity prices, **band ID**, from EUROSTAT

(link: https://ec.europa.eu/eurostat/databrowser/view/NRG_PC_205_custom_3372745/default/table)

Households gas prices, **band D2**, from EUROSTAT

(link: https://ec.europa.eu/eurostat/databrowser/view/NRG_PC_202_custom_3407307/default/table)

Industrial gas prices, **band I3**, from EUROSTAT

(link: https://ec.europa.eu/eurostat/databrowser/view/NRG_PC_203_custom_3407318/default/table)

Wholesale Electricity and Gas prices, **Platts** (subscription-based access).

Platts calculates wholesale electricity prices based on weighted averages of traded volumes.