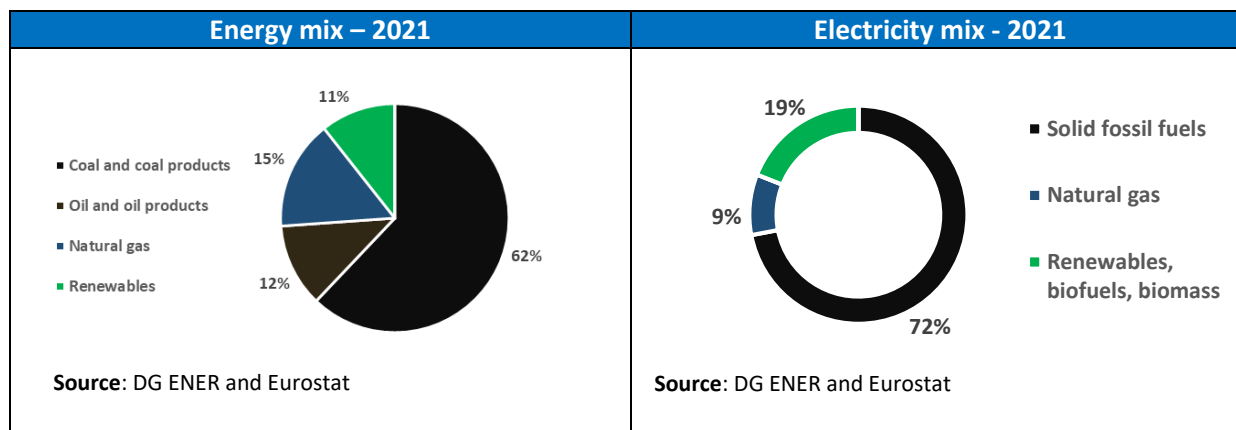


# POLAND Energy Snapshot

## 1. Key energy figures<sup>(a)</sup>



## 2. Energy security

### Energy import dependency<sup>(b)</sup>

Fuel	2000	2010	2019	2020
<b>Import Dependency [%]</b>	10.8%	31.6%	45.4%	42.9%
<b>of Solid fossil fuels</b>	-29.0%	-5.0%	6.0%	0.3%
<b>of Hard Coal</b>	-29.9%	3.7%	17.8%	12.4%
<b>of Oil and petroleum products</b>	101.2%	99.0%	98.2%	97.9%
<b>of Crude and NGL</b>	99.2%	98.4%	96.7%	96.6%
<b>of Natural Gas</b>	66.3%	69.3%	82.4%	78.3%

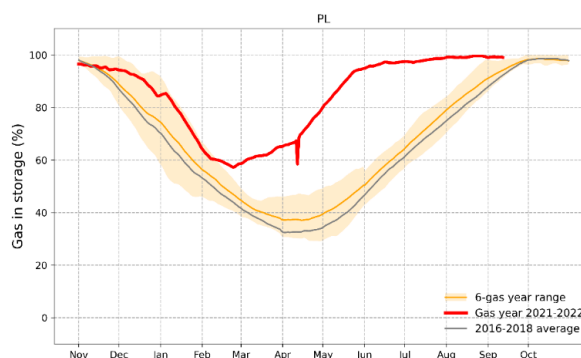
Source: [EU energy statistical pocketbook and country datasheets](#) based on Eurostat

### Dependency from Russian fossil fuels (2020) <sup>(c)(d)</sup>

	Gas	Oil	Coal
<b>EU27</b>	44%	26%	54%
<b>PL</b>	55%	72%	74%

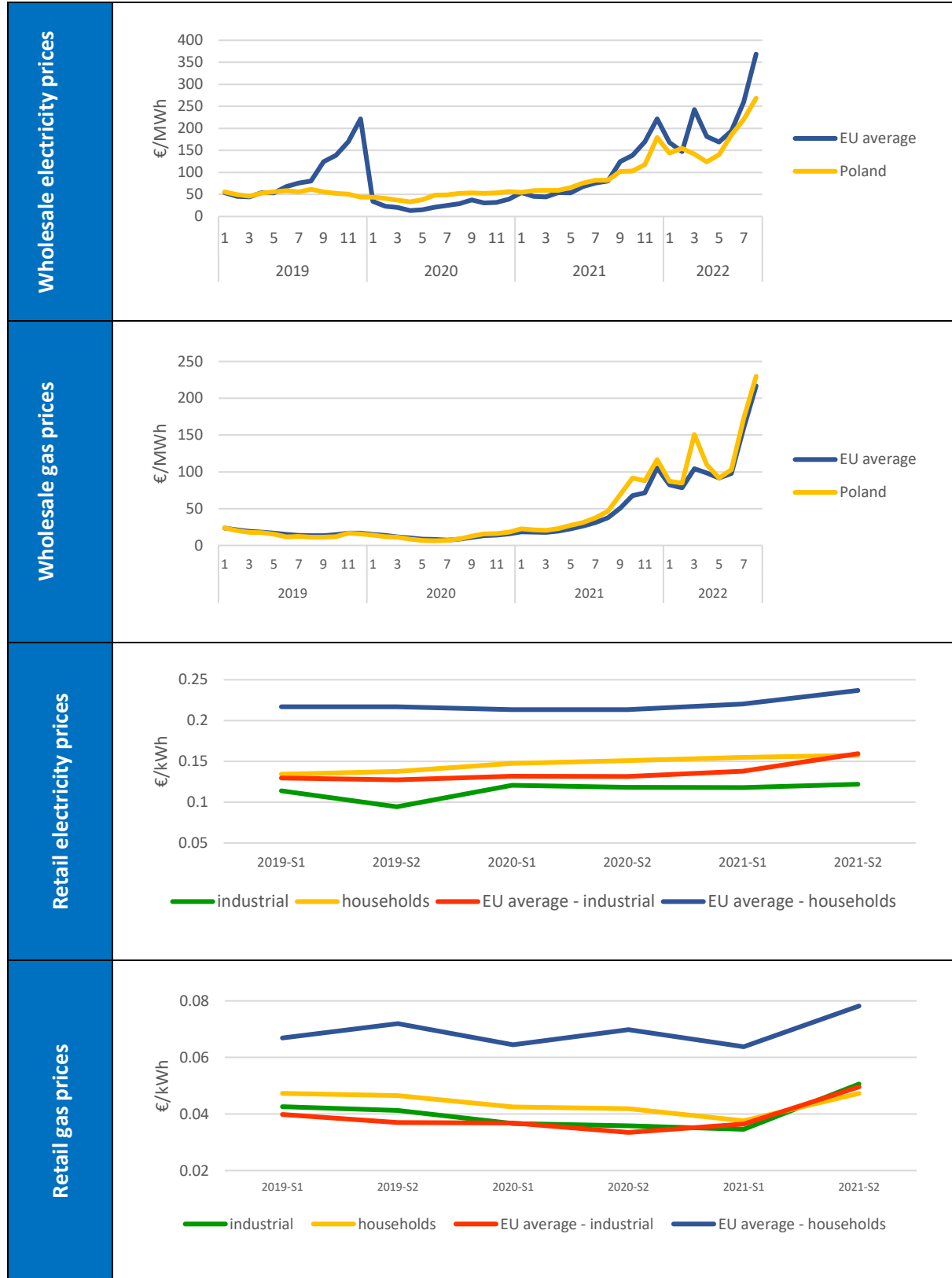
Source: Eurostat (nrg\_ti\_sff, nrg\_ti\_oil, and nrg\_ti\_gas)

### Underground gas storage levels – evolution<sup>(e)</sup>



Source: JRC (raw data from AGSI+ Transparency Platform)

### 3. Energy markets<sup>(f)</sup>



Source: Platts analysis for wholesale electricity/gas prices, Eurostat for retail electricity/gas prices

## 4. Energy poverty

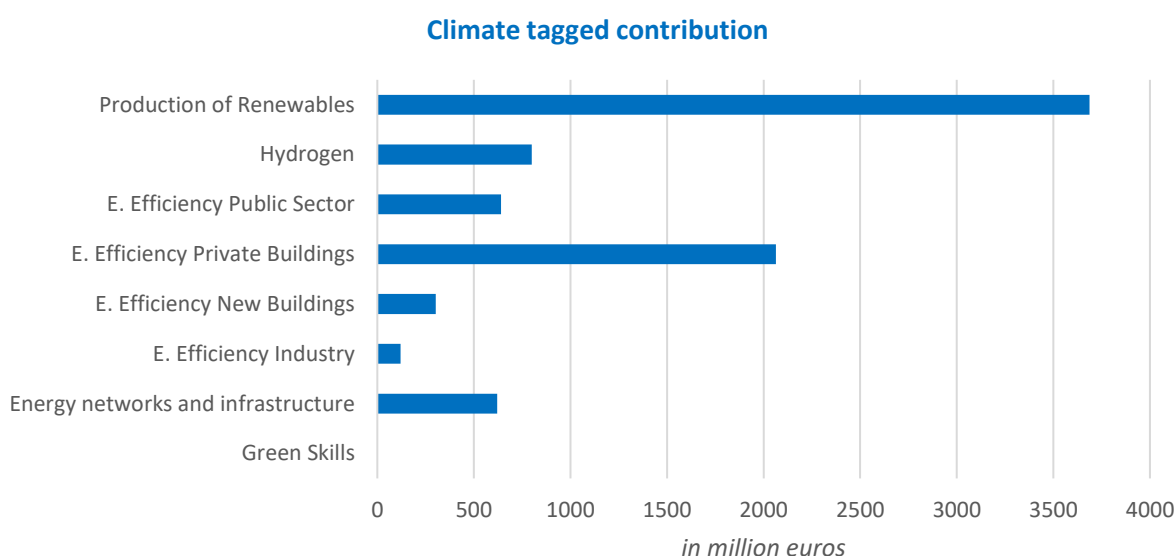
	Inability to keep home adequately warm (households %)	Arrears on utility bills (households %)
<b>EU27</b>	6.9	6.4
<b>PL</b>	3.2	5.2

Source: Eurostat: [Statistics | Eurostat \(europa.eu\)](#) European Union Statistics on Income and Living Conditions (EU-SILC) 2021

## 5. Recovery and Resilience Plan contribution to the Green Transition

**Total budget<sup>1</sup>:** EUR 22.53bn in grants and EUR 2.7bn in loans

**Estimated expenditure contributing to the green transition: 55.52%<sup>2</sup>**



## 6. Energy Country Specific Recommendation (CSR) 2022<sup>3</sup>

Reduce overall reliance on fossil fuels by removing regulatory, administrative and infrastructural barriers to accelerate permitting procedures and deployment of renewable energy sources. Reform building renovation policies and support schemes to incentivise deeper energy efficiency, promote energy savings and faster phase-out of fossil fuels in heating and accelerated deployment of heat pumps. Accelerate modal shift towards public transport and active mobility and promote faster uptake of electric vehicles with incentives and investment in charging infrastructure. Improve long- and medium-term strategic planning of the green transition by updating national energy policies in line with the European Green Deal objectives and the REPowerEU communication to provide certainty to the business community and use funding effectively with a view to accelerating clean energy investments.

<sup>1</sup> Updated allocation on the basis of Article 11(2) of the RRF Regulation

<sup>2</sup> [Recovery and Resilience Scoreboard \(europa.eu\)](#)

<sup>3</sup> Council of the European Union 9769/22

**Notes:**

(a) The data up to 2020 are Eurostat data.

The data for 2021 are DG ENER estimation based on Eurostat monthly data

[https://appsso.eurostat.ec.europa.eu/nui/show.do?dataset=nrg\\_cb\\_sffm&lang=en](https://appsso.eurostat.ec.europa.eu/nui/show.do?dataset=nrg_cb_sffm&lang=en),  
[https://appsso.eurostat.ec.europa.eu/nui/show.do?dataset=nrg\\_cb\\_oilm&lang=en](https://appsso.eurostat.ec.europa.eu/nui/show.do?dataset=nrg_cb_oilm&lang=en),  
[https://appsso.eurostat.ec.europa.eu/nui/show.do?dataset=nrg\\_cb\\_gasm&lang=en](https://appsso.eurostat.ec.europa.eu/nui/show.do?dataset=nrg_cb_gasm&lang=en),  
[https://appsso.eurostat.ec.europa.eu/nui/show.do?dataset=nrg\\_cb\\_em&lang=en](https://appsso.eurostat.ec.europa.eu/nui/show.do?dataset=nrg_cb_em&lang=en)

(b) Negative value indicates net exporter: country that exports more fuels than it consumes. Values higher than 100% mostly refer to the build of stocks (increase of fuel in stocks), however might be also a result of statistical discrepancies in raw data.

(c) Eurostat (2020), share of Russian imports over total imports of hard coal, natural gas and crude oil. For the EU27 average, the total imports are based on extra-EU27 imports. Crude oil does not include refined oil products. For PL, total imports include intra-EU trade.

(d) As of 28/09/2022, 13 Member States are either partially or fully cut off from Russian gas (LT, BG, PL, DE, FI, DK, NL, IT, FR, AT, CZ, SL, LV).

(e) The graph has been created on 15/09/2022 and covers filling level data from 01 November 2021 to 13 September 2022.

(f)

Households electricity prices, **band DC**, from EUROSTAT

(link: [https://ec.europa.eu/eurostat/databrowser/view/NRG\\_PC\\_204\\_custom\\_3372694/default/table](https://ec.europa.eu/eurostat/databrowser/view/NRG_PC_204_custom_3372694/default/table))

Industrial electricity prices, **band ID**, from EUROSTAT

(link: [https://ec.europa.eu/eurostat/databrowser/view/NRG\\_PC\\_205\\_custom\\_3372745/default/table](https://ec.europa.eu/eurostat/databrowser/view/NRG_PC_205_custom_3372745/default/table))

Households gas prices, **band D2**, from EUROSTAT

(link: [https://ec.europa.eu/eurostat/databrowser/view/NRG\\_PC\\_202\\_custom\\_3407307/default/table](https://ec.europa.eu/eurostat/databrowser/view/NRG_PC_202_custom_3407307/default/table))

Industrial gas prices, **band I3**, from EUROSTAT

(link: [https://ec.europa.eu/eurostat/databrowser/view/NRG\\_PC\\_203\\_custom\\_3407318/default/table](https://ec.europa.eu/eurostat/databrowser/view/NRG_PC_203_custom_3407318/default/table))

Wholesale Electricity and Gas prices, **Platts** (subscription-based access).

Platts calculates wholesale electricity prices based on weighted averages of traded volumes.

(g) The green objective is presented under 7 different categories taken into account the intervention fields (SWD(2021) 184 final): Renewables (028 - 032), Hydrogen (022, 027, 029, 032, 033, 074, 077 and ADHOC), Energy Efficiency in the public sector (026-026bis), Energy Efficiency in private buildings (025-025bis), Energy Efficiency in New Buildings (025ter), Energy Efficiency in Industry (24-024ter), Grids (033-034bis), Skills (01). For the cases in which hydrogen measure is identified in one of the following intervention fields (i.e. 029 - Renewable energy: solar; 032 - Other renewable energy (including geothermal energy); 033 - Smart Energy Systems (including smart grids and ICT systems) and related storage.) this amount was deducted from the respective categories (i.e. renewables and grids).