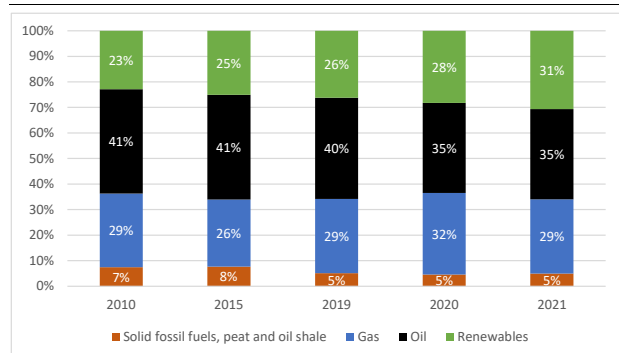


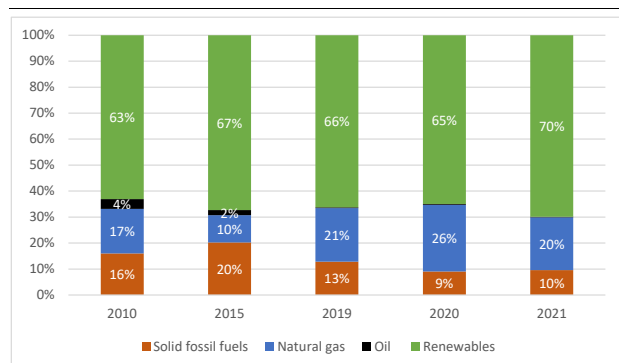
## Key energy figures

Graph 1: Energy Mix



Source: Eurostat

Graph 2: Electricity mix



Source: Eurostat

## Saving energy

### 1. Key energy savings measures

In line with the **Save Energy Communication**, **Croatia** launched new energy saving measures and progressed with its structural energy efficiency measures, such as:

- **Croatia's energy efficiency obligation scheme**, entered into force in 2014 and extended in 2021, is the cornerstone of the country energy efficiency strategy and is expected to deliver 36 ktoe of energy savings in 2022<sup>(1)</sup>.
- A public call for grants was launched for co-financing the **energy renovation of multi-apartment buildings**, with 91 projects admitted for a total of EUR 64 million investment partially funded under the Croatian RRP and achieving a 60% reduction in primary energy consumption in average <sup>(2)</sup>.

<sup>(1)</sup> Croatian report on Measures and methods for implementing article 7 of directive 2012/27 (EED).

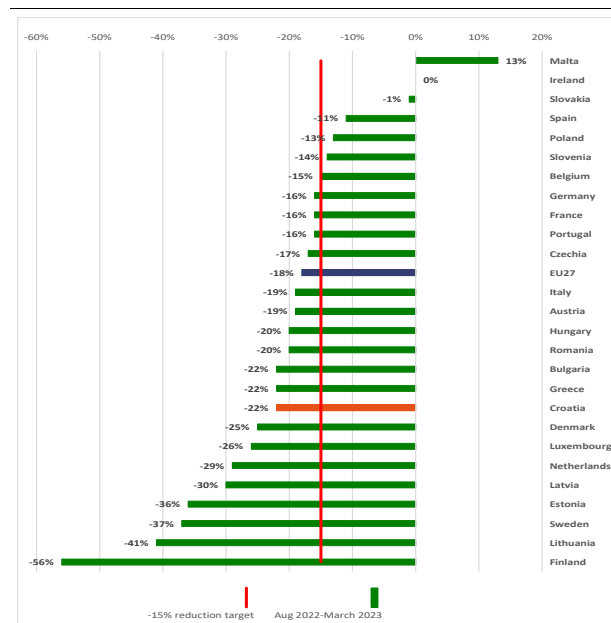
**multi-apartment buildings**, with 91 projects admitted for a total of EUR 64 million investment partially funded under the Croatian RRP and achieving a 60% reduction in primary energy consumption in average <sup>(2)</sup>.

- A new national physical and online <sup>(3)</sup> one-stop shop was launched gathering relevant information for energy renovation and post-earthquake reconstruction.

### 2. Gas Demand Reduction

Croatia has reduced its gas consumption by **22%** in the period **August 2022-March 2023**, above the decrease achieved at EU level (18%) and surpassing the 15% voluntary gas demand reduction agreed at the EU level <sup>(4)</sup>.

Graph 3: Natural gas demand reduction (August 2022-March 2023)



(1) Cyprus does not use natural gas

Source: Eurostat, DG ENER calculations

## Diversification of energy supplies

### 1. Key actions

Croatia's dependence on Russian gas was zero in 2021. Croatia has achieved a high level of energy

<sup>(2)</sup> More information available [here](#)

<sup>(3)</sup> <https://obnavljamo.hr/>

<sup>(4)</sup> Regulation (EU) 2022/1369 of the Council of 5 August 2022.

security following the entry into service of the **LNG terminal in Krk** in January 2021.

In **2022**, Croatia imported approximately 2.63 bcm of gas through LNG from the United States, Qatar, Egypt, and Spain.

## 2. Gas Infrastructure Developments

In 2022, the **capacity of the Krk terminal was expanded** with a technical upgrade from 2.6 to 2.9 bcm/year, thereby enabling the supply of all of Croatia's gas needs, which are complemented by national gas production. In 2022, Croatia's imports of gas through LNG came from the United States (2.23 bcm), Egypt (0.29 bcm), Qatar (0.09 bcm) and Spain (0.02 bcm). Croatia decided to expand the capacity of its FSRU terminal on Krk Island from 2.9 to 6.1 bcm per year. The Croatian government plans to **expand the Slovenia-Croatia interconnector (Rogatec)** and to **expand its transmission grid towards Hungary**.

Map 1: **LNG terminal and cross-border interconnections**



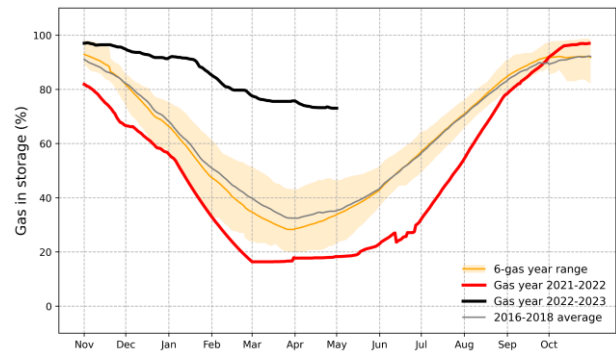
Source: DG ENER

## 3. Gas Storage

Croatia has one underground gas storage facility with a capacity of 0.49 bcm.

Croatia fulfilled its gas storage obligations, reaching 97.03% by 1 November 2022 <sup>(5)</sup>, and ended the heating season with a filling level of gas storage at 73.04% by 2 May 2023.

Graph 4: **Storage levels in Croatia**



Source: JRC calculation based on AGSI+ Transparency Platform, 2022

## Energy Platform

**Regional Group of reference:** Central and Eastern Europe

**National companies participating to the Industrial Advisory Group:** ENERGA NATURALIS d.o.o. za ulaganje i upravljanje (ENNA).

On Wednesday, May 10, the European Union launched its first international tender for joint gas purchases. A total of 25 international suppliers and more than 110 companies have decided to participate and intend to purchase 11.6 billion cubic meters of gas. Deliveries are expected to take place between June 2023 and May 2024.

## Accelerating clean energy

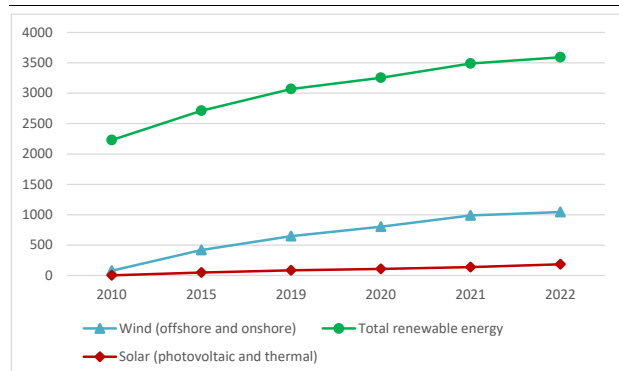
### 1. Installed Renewable Capacity

In **2022**, Croatia installed around 0.1 GW of renewable capacity, bringing the total to **3.5 GW**.

<sup>(5)</sup> Regulation (EU) 2022/1032 of the European Parliament and of the Council of 29 June 2022 amending Regulations (EU) 2017/1938 and (EC) No 715/2009 with regard to gas storage.

In 2022, the annual growth rate of installed renewables power capacity was **3%**, compared to 7% in 2021.

Graph 5: **Installed solar and wind power capacity (in megawatt)**

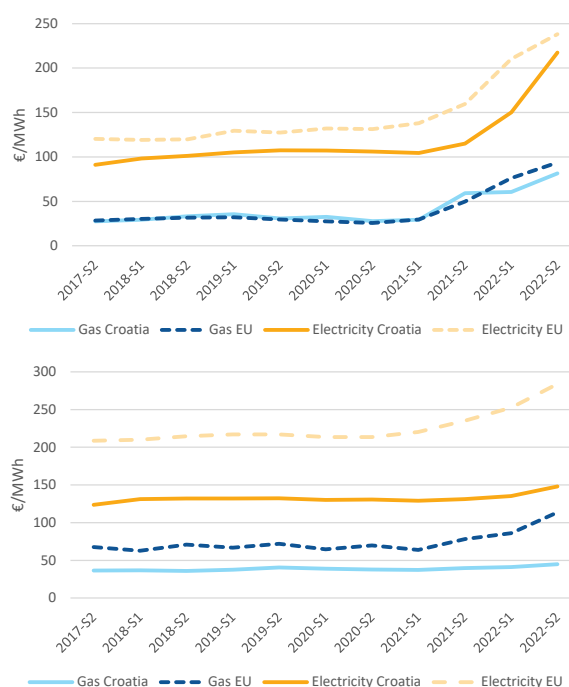


- 1) The renewable power capacity data reflects the capacity installed and connected at the end of the calendar year.
- 2) In 2022, Croatia installed 0.05 GW of wind power capacity (vs. 0.1 GW in 2021)
- 3) In 2022, Croatia installed 0.04 GW of solar power capacity (vs. 0.03 GW in 2021)

**Source:** IRENA, RE Capacity statistics, 2023

## Energy price developments

Graph 6: **Croatia's energy retail prices for industry (top) and households (bottom)**



- (1) On electricity, the band consumption is for DC households and ID for industry
- (2) On gas, the band consumption is D2 for households and I4 for industry

**Source:** Eurostat

## Recovery and Resilience Plan (RRP)

- **EUR 5.51 billion in grants** (updated, representing approximately 9.5% of 2021 GDP). **EUR 3.61 billion in loans**
- **Adoption date by Council: 28 July 2021**
- **The first annual RRF event with stakeholders** took place on 12 December 2022
- **The second payment request** was positively assessed on 9 December 2022
- **Climate target: 40.3%**