



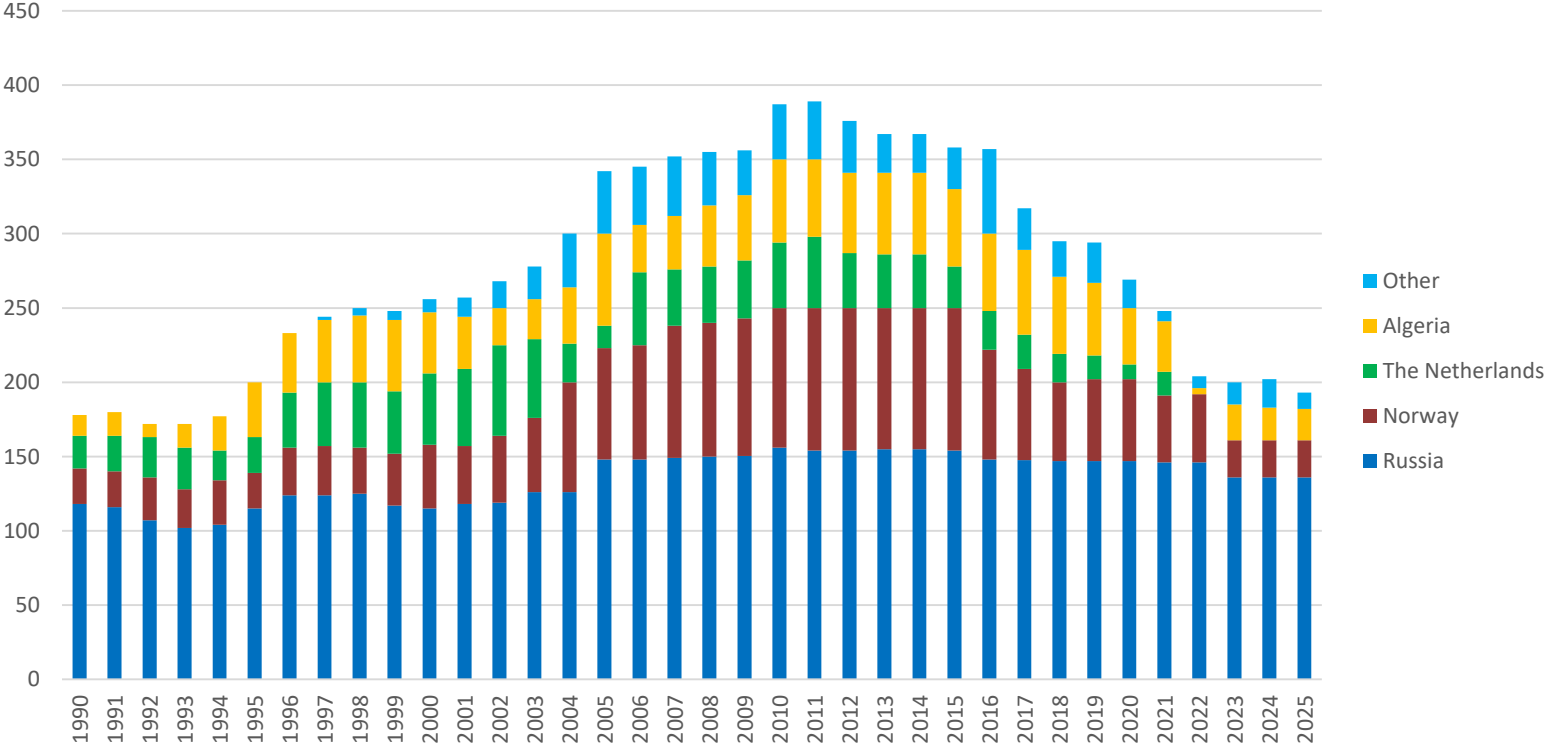
# UKRAINE FUTURE LNG

**Vladyslav Onufrei**  
Oil&Gas State Expert  
Ministry of Energy and Coal Industry

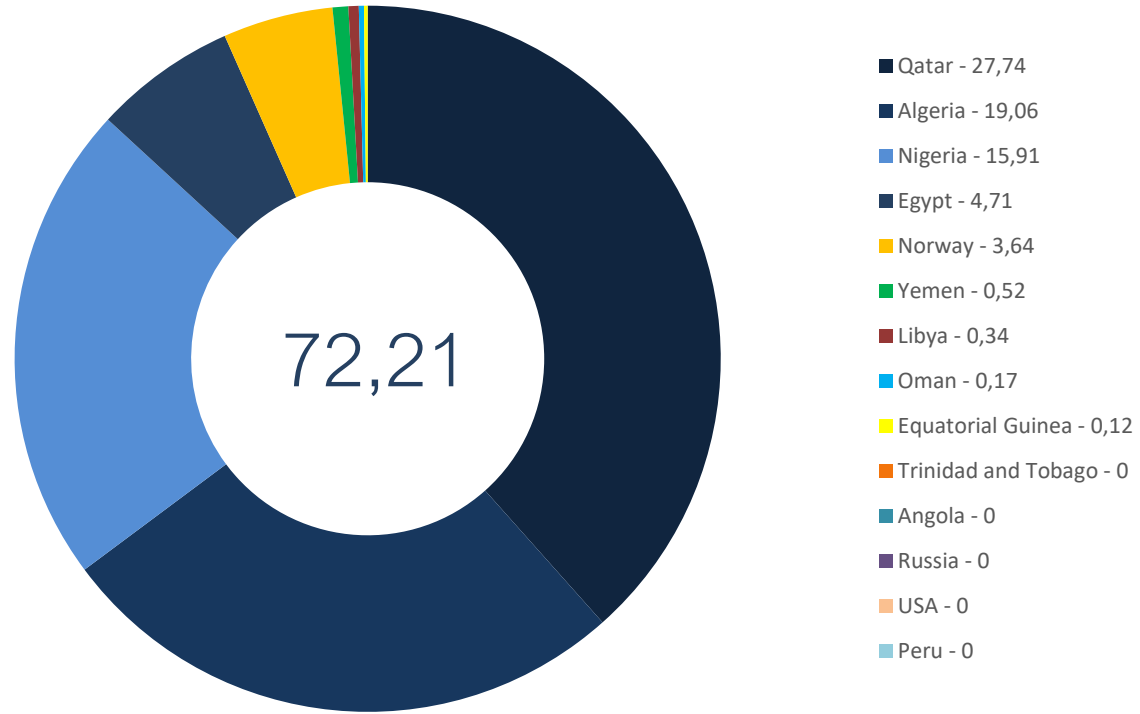
# CONTENT

1. Contracted pipeline gas supplies to Europe (1990-2025)
2. Major LNG exporters to Europe in 2010,2018
3. Major European countries LNG importers in 2010,2018
4. Diversification of natural gas supplies to Ukraine
5. Financial indicators

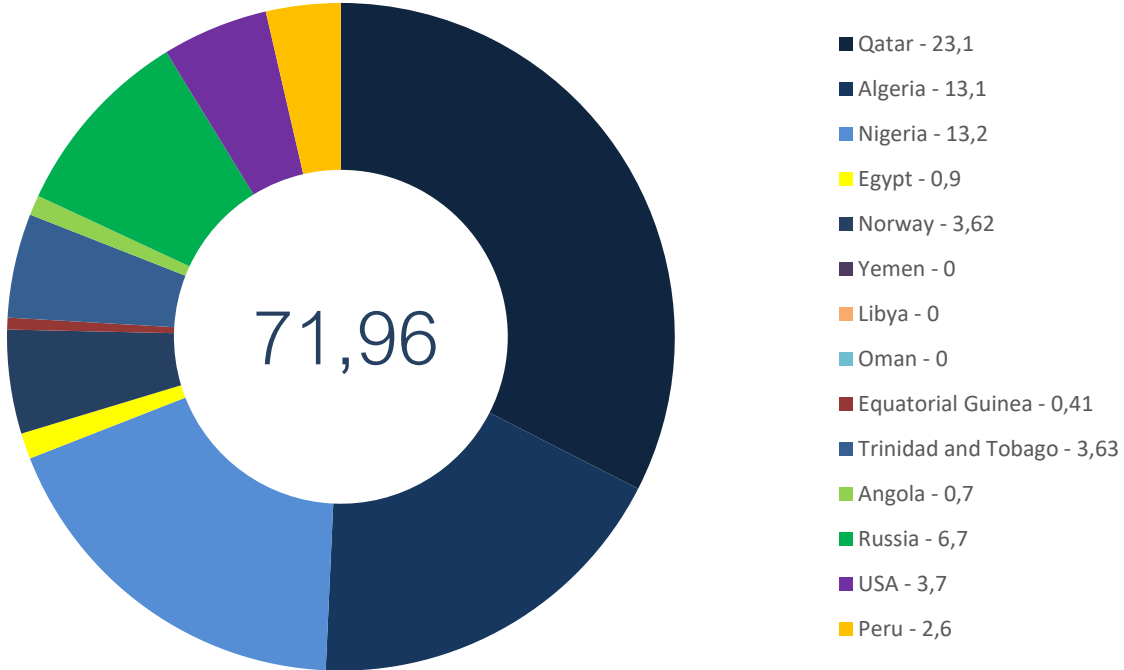
# Contracted pipeline gas supplies to Europe (1990-2025), billion m3



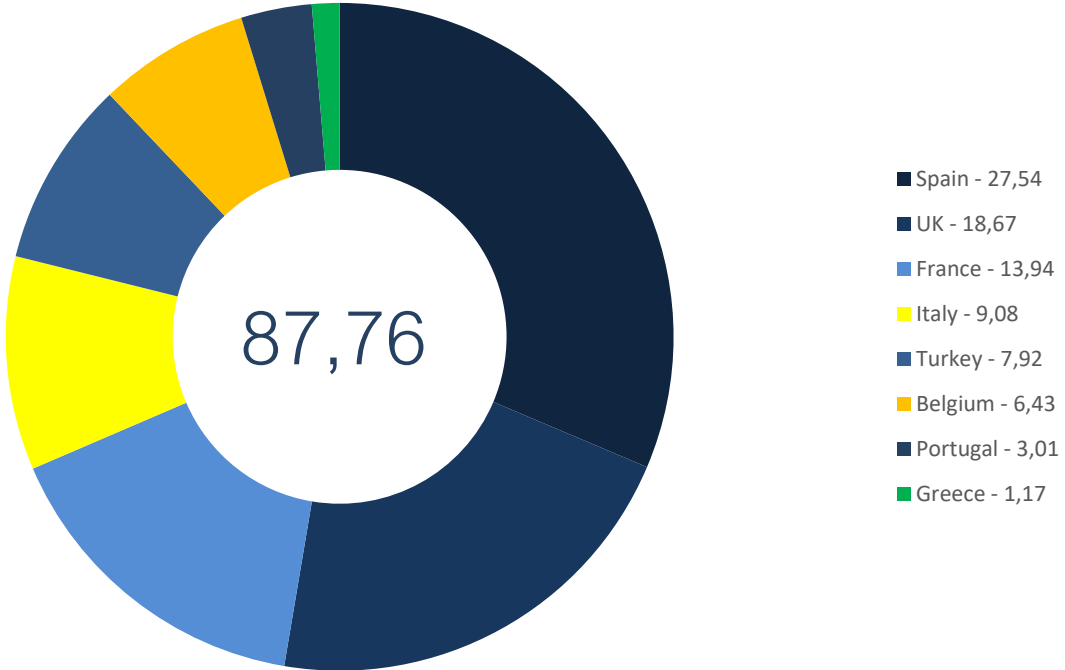
# Major LNG exporters to Europe in 2010, billion m3



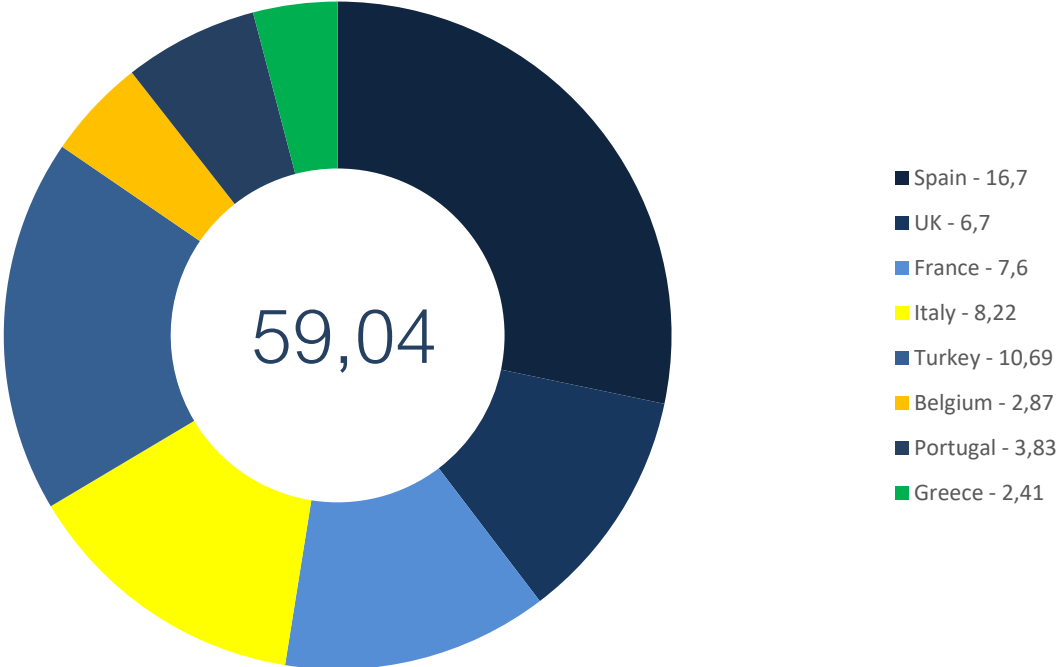
# Major LNG exporters to Europe in 2018, billion m3



# Major European countries LNG importers in 2010, billion m3



# Major European countries LNG importers in 2018, billion m3



# Diversification of natural gas supplies to Ukraine

- 1. Slovakian reverse**  
(≈15,4 billion m<sup>3</sup>/year)
- 2. Romanian reverse**  
(≈1,5 billion m<sup>3</sup>/year)
- 3. Interconnector  
«Poland-Ukraine»**  
(≈1,02 billion m<sup>3</sup>/year)
- 4. Yuzhny Terminal**  
(≈10,1 billion m<sup>3</sup>/year)



# Diversification of natural gas supplies to Ukraine

- 1. Slovakian reverse**  
(≈15,4 billion m<sup>3</sup>/year)
- 2. Romanian reverse**  
(≈1,5 billion m<sup>3</sup>/year)
- 3. Interconnector «Poland-Ukraine»**  
(≈1,02 billion m<sup>3</sup>/year)
- 4. Yuzhny Terminal**  
(≈10,1 billion m<sup>3</sup>/year)

Construction of the gas pipeline-interconnector "Drozdovichi-Bilce-Volytsya"

Increase in natural gas supplies to 8 billion m<sup>3</sup>

Securing gas supplies from the USA

# Diversification of natural gas supplies to Ukraine

- 1. Slovakian reverse**  
(≈15,4 billion m<sup>3</sup>/year)
- 2. Romanian reverse**  
(≈1,5 billion m<sup>3</sup>/year)
- 3. Interconnector «Poland-Ukraine»**  
(≈1,02 billion m<sup>3</sup>/year)
- 4. Yuzhny Terminal**  
(≈10,1 billion m<sup>3</sup>/year)

Feasibility study for the construction of an onshore LNG-terminal by SOCOIN, Spain

Feasibility study for the construction of a floating FSRU by ILF, Poland

Gas carriers with a capacity of 150,9 thousand m<sup>3</sup> from Exceletrate Energy company

LNG storage facility with a total volume of 540 thousand m<sup>3</sup>

Unregulated LNG passage through the Bosphorus

# Diversification of natural gas supplies to Ukraine

- 1. Slovakian reverse**  
(≈15,4 billion m<sup>3</sup>/year)
- 2. Romanian reverse**  
(≈1,5 billion m<sup>3</sup>/year)
- 3. Interconnector «Poland-Ukraine»**  
(≈1,02 billion m<sup>3</sup>/year)
- 4. Yuzhny Terminal**  
(≈10,1 billion m<sup>3</sup>/year)

Feasibility study for the construction of an onshore LNG-terminal by SOCOIN, Spain

Feasibility study for the construction of a floating FSRU by ILF, Poland

Gas carriers with a capacity of 150,9 thousand m<sup>3</sup> from Excelebrate Energy company

LNG storage facility with a total volume of 540 thousand m<sup>3</sup>

Unregulated LNG passage through the Bosphorus

# Financial indicators

The main financial indicators of the project, calculated on condition of the ratio of equity / loan capital - 30/70% and 60% loading of LNG terminal:

1. Internal Rate of Return (IRR) 18.5%;
2. Net Present Value (NPV) is \$ 249 million;
3. Return on Equity (ROE) for 15 years it makes 14,6%;

Thank for your attention