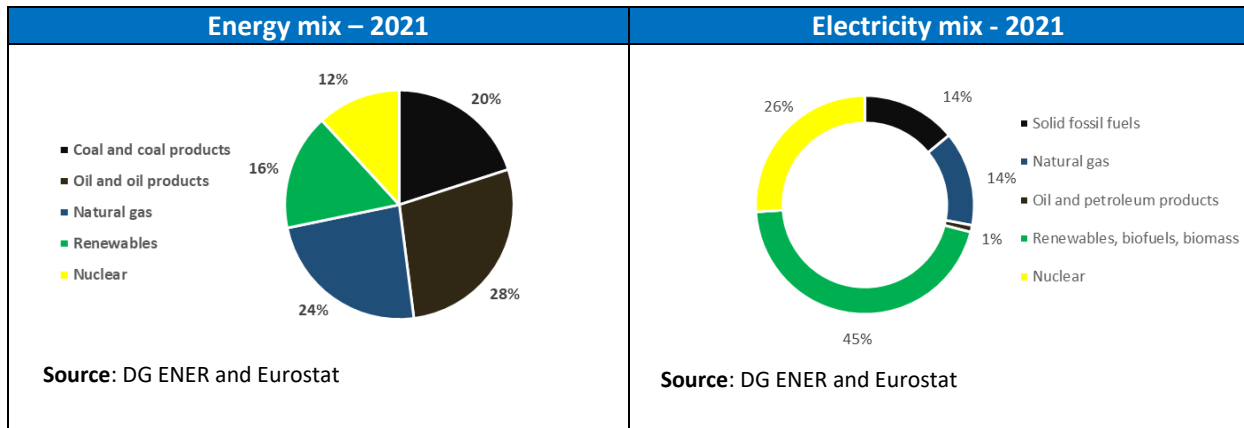


EU Energy Snapshot

1. Key energy figures^(a)



2. Energy security

Energy import dependency^(b)

Fuel	2000	2010	2019	2020
Import Dependency [%]	57.8%	57.4%	62.3%	59.2%
of Solid fossil fuels	29.8%	38.2%	43.3%	35.8%
of Hard Coal	43.2%	57.7%	67.9%	57.4%
of Oil and petroleum products	99.8%	102.1%	105.0%	105.6%
of Crude and NGL	92.5%	94.4%	96.6%	96.2%
of Natural Gas	65.7%	67.8%	89.7%	83.6%

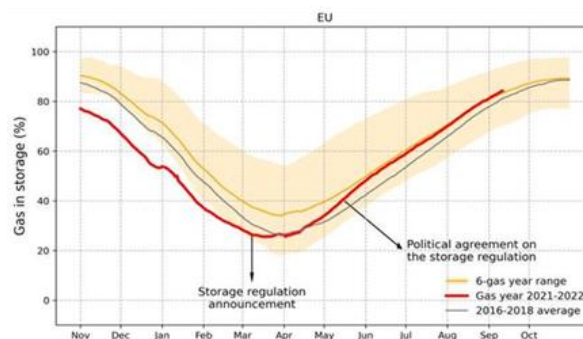
Source: [EU energy statistical pocketbook and country datasheets](#) based on Eurostat

Dependency from Russian fossil fuels (2020) ^{(c)(d)}

	Gas	Oil	Coal
EU27	44%	26%	54%

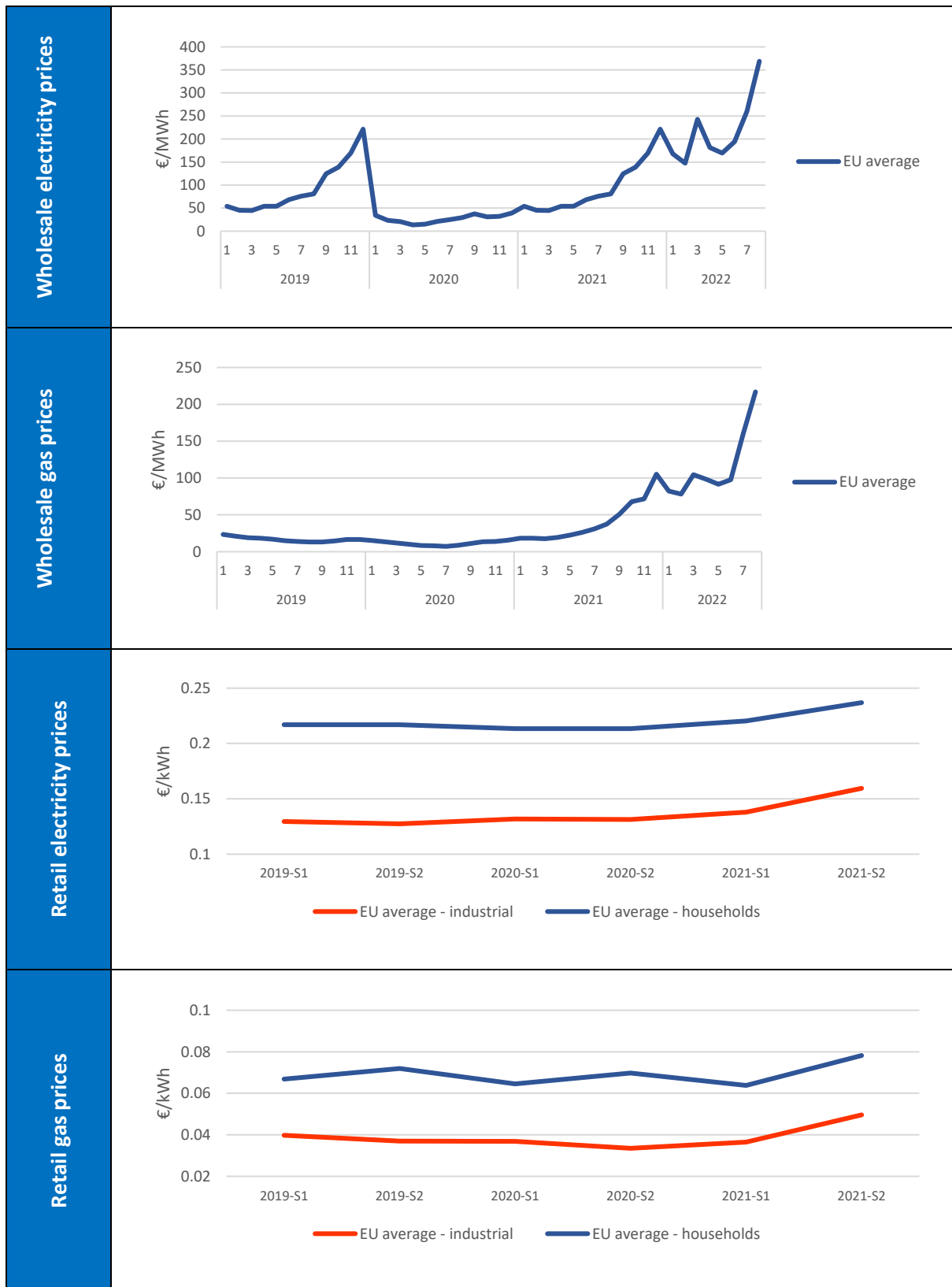
Source: Eurostat (nrg_ti_sff, nrg_ti_oil, and nrg_ti_gas)

Underground gas storage levels – evolution^(e)



Source: JRC (raw data from AGSI+ Transparency Platform)

3. Energy markets^(f)



Source: Platts analysis for wholesale electricity/gas prices, Eurostat for retail electricity/gas prices

4. Energy poverty

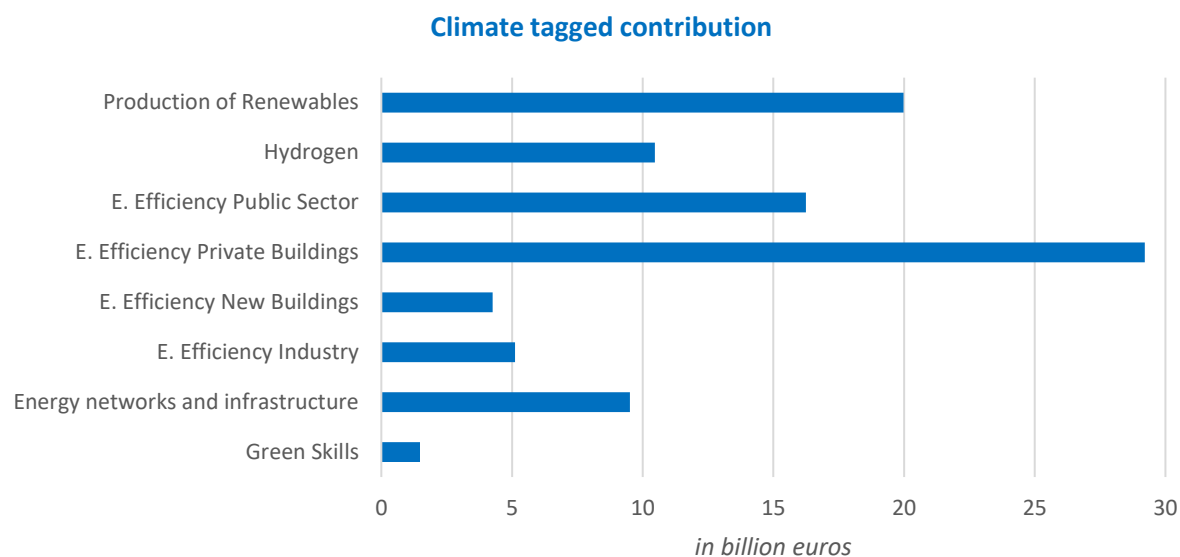
	Inability to keep home adequately warm (households %)	Arrears on utility bills (households %)
EU27	6.9	6.4

Source: Eurostat: [Statistics | Eurostat \(europa.eu\)](#) European Union Statistics on Income and Living Conditions (EU-SILC) 2021

5. Recovery and Resilience Plan contribution to the Green Transition

Total budget¹: EUR 338bn in grants and EUR 165.4bn in loans

Estimated expenditure contributing to the green transition: 50.0%²



¹ Updated allocation on the basis of Article 11(2) of the RRF Regulation

² [Recovery and Resilience Scoreboard \(europa.eu\)](#)

Notes:

(a) The data up to 2020 are Eurostat data.

The data for 2021 are DG ENER estimation based on Eurostat monthly data

https://appsso.eurostat.ec.europa.eu/nui/show.do?dataset=nrg_cb_sffm&lang=en,
https://appsso.eurostat.ec.europa.eu/nui/show.do?dataset=nrg_cb_oilm&lang=en,
https://appsso.eurostat.ec.europa.eu/nui/show.do?dataset=nrg_cb_gasm&lang=en,
https://appsso.eurostat.ec.europa.eu/nui/show.do?dataset=nrg_cb_em&lang=en

(b) Negative value indicates net exporter: country that exports more fuels than it consumes. Values higher than 100% mostly refer to the build of stocks (increase of fuel in stocks), however might be also a result of statistical discrepancies in raw data.

(c) Eurostat (2020), share of Russian imports over total imports of natural gas, crude oil and hard coal. For the EU27 average, the total imports are based on extra-EU27 imports. Crude oil does not include refined oil products.

(d) As of 28/09/2022, 13 Member States are either partially or fully cut off from Russian gas (LT, BG, PL, DE, FI, DK, NL, IT, FR, AT, CZ, SL, LV).

(e) The graph has been created on 15/09/2022 and covers filling level data from 01 November 2021 to 13 September 2022.

(f)

Households electricity prices, **band DC**, from EUROSTAT

(link: https://ec.europa.eu/eurostat/databrowser/view/NRG_PC_204_custom_3372694/default/table)

Industrial electricity prices, **band ID**, from EUROSTAT

(link: https://ec.europa.eu/eurostat/databrowser/view/NRG_PC_205_custom_3372745/default/table)

Households gas prices, **band D2**, from EUROSTAT

(link: https://ec.europa.eu/eurostat/databrowser/view/NRG_PC_202_custom_3407307/default/table)

Industrial gas prices, **band I3**, from EUROSTAT

(link: https://ec.europa.eu/eurostat/databrowser/view/NRG_PC_203_custom_3407318/default/table)

Wholesale Electricity and Gas prices, **Platts** (subscription-based access).

Platts calculates wholesale electricity prices based on weighted averages of traded volumes.

(g) The green objective is presented under 7 different categories taken into account the intervention fields (SWD(2021) 184 final): Renewables (028 - 032), Hydrogen (022, 027, 029, 032, 033, 074, 077 and ADHOC), Energy Efficiency in the public sector (026-026bis), Energy Efficiency in private buildings (025-025bis), Energy Efficiency in New Buildings (025ter), Energy Efficiency in Industry (24-024ter), Grids (033-034bis), Skills (01). For the cases in which hydrogen measure is identified in one of the following intervention fields (i.e. 029 - Renewable energy: solar; 032 - Other renewable energy (including geothermal energy); 033 - Smart Energy Systems (including smart grids and ICT systems) and related storage.) this amount was deducted from the respective categories (i.e. renewables and grids).