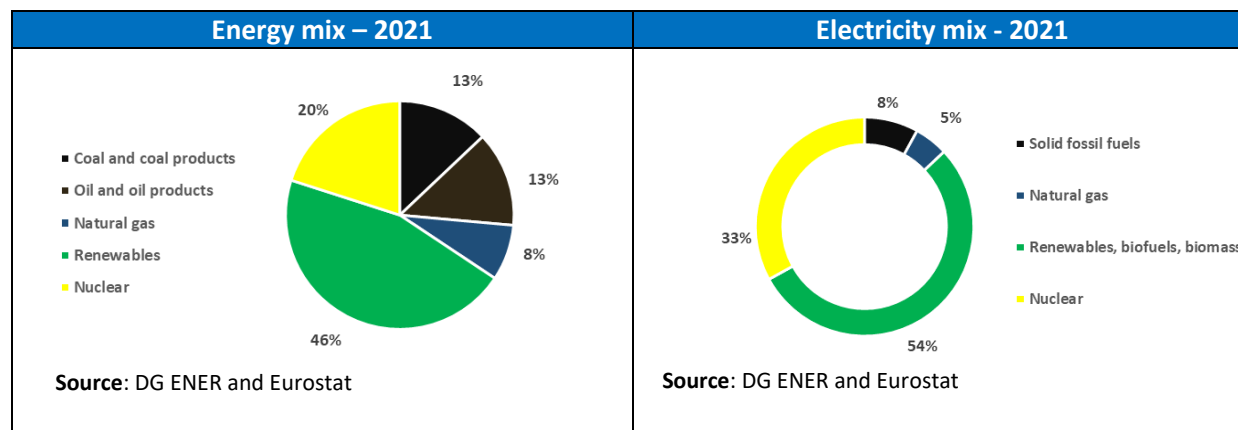


FINLAND Energy Snapshot

1. Key energy figures^(a)



2. Energy security

Energy import dependency^(b)

Fuel	2000	2010	2019	2020
Import Dependency [%]	56.6%	49.1%	42.5%	42.4%
of Solid fossil fuels	97.6%	86.3%	98.9%	92.2%
of Hard Coal	97.7%	85.5%	96.1%	90.0%
of Oil and petroleum products	111.5%	94.2%	98.9%	106.4%
of Crude and NGL	101.5%	101.1%	99.0%	99.7%
of Natural Gas	100.0%	100.0%	100.6%	100.4%

Source: [EU energy statistical pocketbook and country datasheets](#) based on Eurostat

Dependency from Russian fossil fuels (2020) ^{(c)(d)}

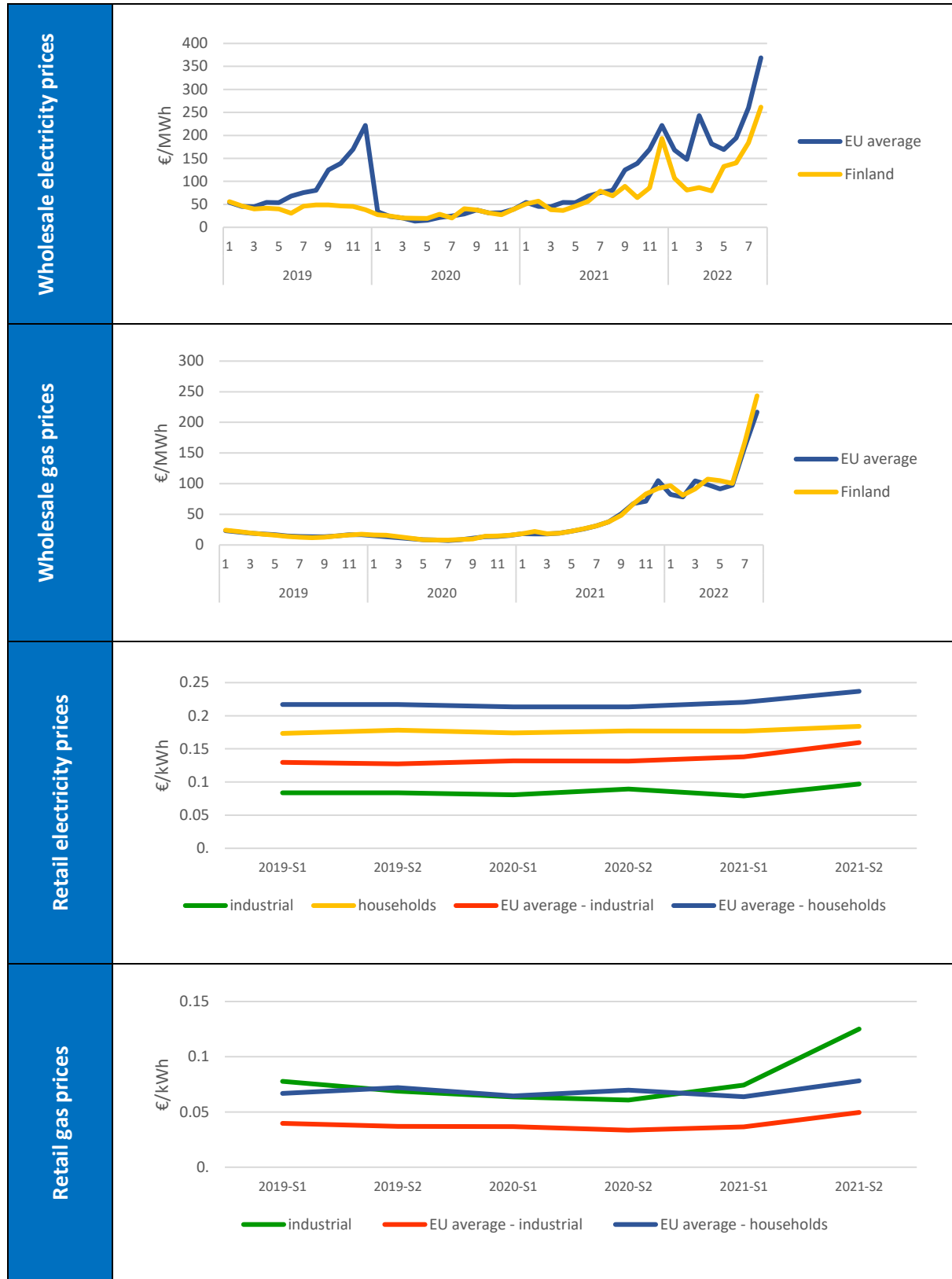
	Gas	Oil	Coal
EU27	44%	26%	54%
FI	67%	84%	55%

Source: Eurostat (nrg_ti_sff, nrg_ti_oil, and nrg_ti_gas)

Underground gas storage levels – evolution

Finland has no storage capacity

3. Energy markets^(e)



Source: Platts analysis for wholesale electricity/gas prices, Eurostat for retail electricity/gas prices

4. Energy poverty

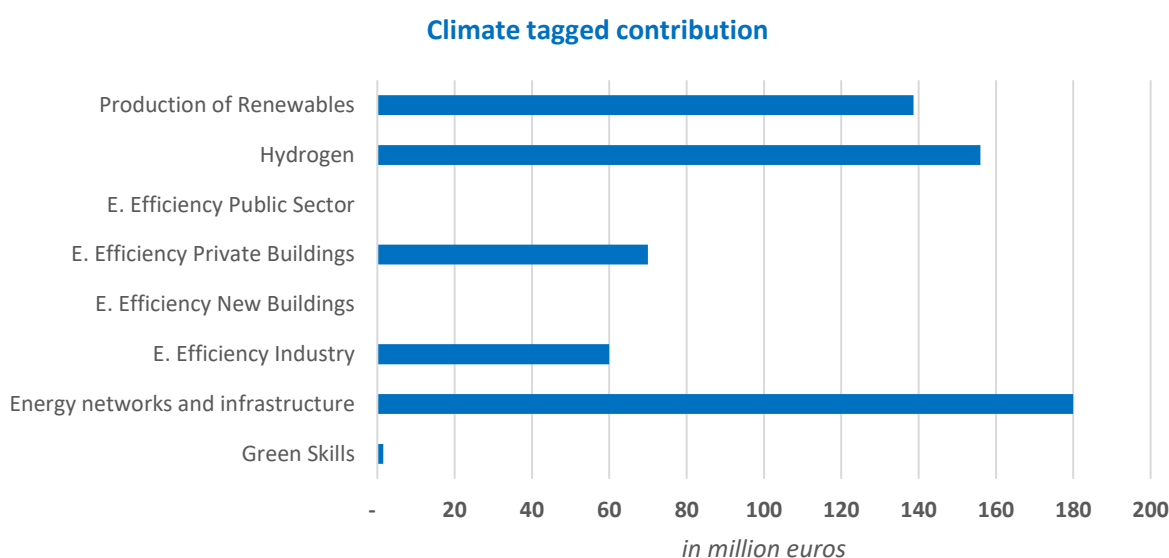
	Inability to keep home adequately warm (households %)	Arrears on utility bills (households %)
EU27	6.9	6.4
FI	1.3	5.8

Source: Eurostat: [Statistics | Eurostat \(europa.eu\)](#) European Union Statistics on Income and Living Conditions (EU-SILC) 2021

5. Recovery and Resilience Plan contribution to the green transition

Total budget¹: EUR 1.82bn in grants

Estimated expenditure contributing to the green transition: 54.98%²



6. Energy Country Specific Recommendation (CSR) 2022³

Reduce overall reliance on fossil fuels and diversify imports of fossil fuels. Accelerate the deployment of renewables, including by further streamlining permitting procedures, and boost investment in the decarbonisation of industry and transport, including electrification of the transport sector. Develop energy infrastructure to increase security of supply.

¹ Updated allocation on the basis of Article 11(2) of the RRF Regulation

² [Recovery and Resilience Scoreboard \(europa.eu\)](#)

³ Council of the European Union 9774/22

Notes:

(a) The data up to 2020 are Eurostat data.

The data for 2021 are DG ENER estimation based on Eurostat monthly data

https://appsso.eurostat.ec.europa.eu/nui/show.do?dataset=nrg_cb_sffm&lang=en,
https://appsso.eurostat.ec.europa.eu/nui/show.do?dataset=nrg_cb_oilm&lang=en,
https://appsso.eurostat.ec.europa.eu/nui/show.do?dataset=nrg_cb_gasm&lang=en,
https://appsso.eurostat.ec.europa.eu/nui/show.do?dataset=nrg_cb_em&lang=en

(b) Negative value indicates net exporter: country that exports more fuels than it consumes. Values higher than 100% mostly refer to the build of stocks (increase of fuel in stocks), however might be also a result of statistical discrepancies in raw data.

(c) Eurostat (2020), share of Russian imports over total imports of natural gas, crude oil. For the EU27 average, the total imports are based on extra-EU27 imports. For FI, total imports include intra-EU trade. Crude oil does not include refined oil products.

(d) As of 28/09/2022, 13 Member States are either partially or fully cut off from Russian gas (LT, BG, PL, DE, FI, DK, NL, IT, FR, AT, CZ, SL, LV).

(e)

Households electricity prices, **band DC**, from EUROSTAT

(link: https://ec.europa.eu/eurostat/databrowser/view/NRG_PC_204_custom_3372694/default/table)

Industrial electricity prices, **band ID**, from EUROSTAT

(link: https://ec.europa.eu/eurostat/databrowser/view/NRG_PC_205_custom_3372745/default/table)

Households gas prices, **band D2**, from EUROSTAT

(link: https://ec.europa.eu/eurostat/databrowser/view/NRG_PC_202_custom_3407307/default/table)

Industrial gas prices, **band I3**, from EUROSTAT

(link: https://ec.europa.eu/eurostat/databrowser/view/NRG_PC_203_custom_3407318/default/table)

Wholesale Electricity and Gas prices, **Platts** (subscription-based access).

Platts calculates wholesale electricity prices based on weighted averages of traded volumes.

(f) The green objective is presented under 7 different categories taken into account the intervention fields (SWD(2021) 184 final): Renewables (028 - 032), Hydrogen (022, 027, 029, 032, 033, 074, 077 and ADHOC), Energy Efficiency in the public sector (026-026bis), Energy Efficiency in private buildings (025-025bis), Energy Efficiency in New Buildings (025ter), Energy Efficiency in Industry (24-024ter), Grids (033-034bis), Skills (01). For the cases in which hydrogen measure is identified in one of the following intervention fields (i.e. 029 - Renewable energy: solar; 032 - Other renewable energy (including geothermal energy); 033 - Smart Energy Systems (including smart grids and ICT systems) and related storage.) this amount was deducted from the respective categories (i.e. renewables and grids).